



Tobacco

Fieldwork: October 2009

Publication: May 2010

This survey was requested by the Directorate General Health and Consumers and coordinated by the Directorate General Communication.

This document does not represent the point of view of the European Commission. The interpretations and opinions contained in it are solely those of the authors.

Eurobarometer 72.3

Tobacco

Conducted by TNS Opinion & Social at the request of Directorate
General Health and Consumers

Survey co-ordinated by Directorate General Communication

TNS Opinion & Social
Avenue Herrmann Debroux, 40
1160 Brussels
Belgium

TABLE OF CONTENTS

INTRODUCTION	5
1 TOBACCO AND NICOTINE USE IN THE EU.....	8
1.1 Smoking habits.....	8
1.1.1 Smokers.....	8
1.1.2 Ex-smokers.....	11
1.1.3 Never smokers	12
1.1.4 Evolutions.....	14
1.2 Use of other tobacco and nicotine products.....	16
1.2.1 Water pipe.....	17
1.2.2 Non-combustible tobacco	20
1.2.3 Products containing nicotine but not tobacco.....	22
2 TOBACCO CONSUMPTION.....	25
2.1 Frequency of using tobacco products	25
2.2 Amount per day.....	29
2.2.1 Number of cigarettes smoked	29
2.2.2 Number of cigars smoked.....	32
2.2.3 Number of pipes smoked.....	33
3 GIVING UP SMOKING	34
3.1 Frequency of attempts to give up	34
3.2 Duration of latest attempt	38
3.3 Aids used in latest attempt.....	39
3.3.1 Aids used by smokers.....	39
3.3.2 Aids used by ex-smokers	43
3.4 Motivation to quit	47
4 EXPOSURE TO SECOND-HAND SMOKE	52
4.1 Exposure to tobacco smoke in private settings.....	52

4.1.1	Smoking in the house	52
4.1.2	Smoking in the car	57
4.2	Exposure to tobacco smoke in public settings	60
4.2.1	In bars and restaurants	60
4.2.2	Exposure to tobacco smoke at work.....	64
5	PERCEPTIONS OF CIGARETTES	67
5.1	Factors influencing choice	67
5.1.1	The taste	68
5.1.2	The price	71
5.1.3	The tar, nicotine and carbon monoxide levels.....	73
5.1.4	The package.....	75
5.2	Harmful effects.....	77
5.2.1	Are all cigarettes equally harmful?.....	77
5.2.2	Factors indicative of harmful effects.....	82
6	TOBACCO PROMOTION AND PURCHASING	89
6.1	Awareness of tobacco advertising or promotion.....	89
6.2	Tobacco purchasing.....	93
6.3	Attitudes to tobacco-control policies	96
	CONCLUSIONS.....	100

ANNEX

**TECHNICAL SPECIFICATIONS
QUESTIONNAIRE
TABLES**

INTRODUCTION

The impact of tobacco on public health has been a concern for the European Union for over twenty years, with the first tobacco-control legislation being introduced in the late 1980s. Since then, EU legislation and policy as well as support for cessation and prevention of tobacco use have been further developed with the intention of encouraging tobacco users to quit, preventing tobacco initiation and protecting citizens from second-hand tobacco smoke.

Despite the progress achieved, around a third of Europeans continue to smoke. Consequently, about 650 000 people die each year from smoking related illnesses, of which around half are between 35-69 years of age, well below their average life expectancy¹. Tobacco consumption remains a considerable concern for the European Union.

This survey is the latest in a series of surveys to measure EU citizens' behaviour and attitudes towards tobacco. The latest survey was conducted by telephone at the end of 2008². However, the most recent comparable survey (using the identical face-to-face interviewing methodology) was completed in autumn 2006³. While the questionnaire has been redesigned since 2006 and there is only one question to which direct comparisons can be made, if possible, parallels with the data from 2006 have been made where elements of the question are similar.

The main themes addressed in this survey are:

- Who uses tobacco and nicotine products
- Frequency and amount of tobacco used per day
- Behaviour and attitudes towards giving up smoking
- Exposure to second-hand smoke in private and public settings
- Perceptions influencing cigarette choice and perceived indicators of harm
- Awareness of tobacco promotion, purchasing behaviour and attitudes to tobacco control-policies

¹ http://ec.europa.eu/health-eu/my_lifestyle/tobacco/index_en.htm

² http://ec.europa.eu/public_opinion/flash/fl_253_en.pdf

³ http://ec.europa.eu/public_opinion/archives/ebs/ebs_272c_en.pdf

The survey fieldwork was carried out between the 2nd and the 19th of October 2009 by TNS Opinion and Social Network. The methodology used was that of the Directorate-General Communication ("Research and Speechwriting" Unit). The technical specifications at the end of the report detail the sample design and confidence intervals for the samples.

The Eurobarometer website can be consulted at the following address:

http://ec.europa.eu/public_opinion/index_en.htm

We would like to take the opportunity to thank all the respondents across the continent who have given their time to take part in this survey. Without their active participation, this study would not have been possible.

In this report, the countries are represented by their official abbreviations. The abbreviations used in this report correspond to:

ABBREVIATIONS

EU27	European Union – 27 Member States
DK/NA	Don't know / No answer
BE	Belgium
BG	Bulgaria
CZ	Czech Republic
DK	Denmark
DE	Germany
EE	Estonia
EL	Greece
ES	Spain
FR	France
IE	Ireland
IT	Italy
CY	Republic of Cyprus*
CY (tcc)	Area not controlled by the government of the Republic of Cyprus
LT	Lithuania
LV	Latvia
LU	Luxembourg
HU	Hungary
MT	Malta
NL	The Netherlands
AT	Austria
PL	Poland
PT	Portugal
RO	Romania
SI	Slovenia
SK	Slovakia
FI	Finland
SE	Sweden
UK	The United Kingdom
HR	Croatia
TR	Turkey
MK	The Former Yugoslav Republic of Macedonia**

* Cyprus as a whole is one of the 27 European Union Member States. However, the "*acquis communautaire*" is suspended in the part of the country that is not controlled by the government of the Republic of Cyprus. For practical reasons, only the interviews conducted in the part of the country controlled by the government of the Republic of Cyprus are recorded in the category "CY" and included in the EU27 average. The interviews conducted in the part of the country not controlled by the government of the Republic of Cyprus are recorded in the category "CY(tcc)" [tcc: *Turkish Cypriot Community*].

** Provisional code which does not prejudice in any way the definitive nomenclature for this country, which will be agreed following the conclusion of negotiations currently taking place at the United Nations.

1 TOBACCO AND NICOTINE USE IN THE EU

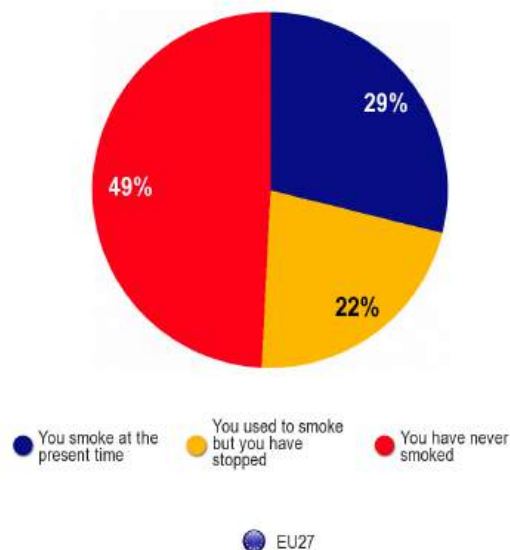
1.1 Smoking habits

1.1.1 Smokers

- A third of EU citizens currently smoke cigarettes, cigars or a pipe -

Almost a third of citizens in the European Union (29%) currently smoke either cigarettes, cigars or a pipe. Almost half claim that they have never smoked, while the remainder have given up smoking (22%).

QD1. Regarding smoking cigarettes, cigars or a pipe, which of the following applies to you?



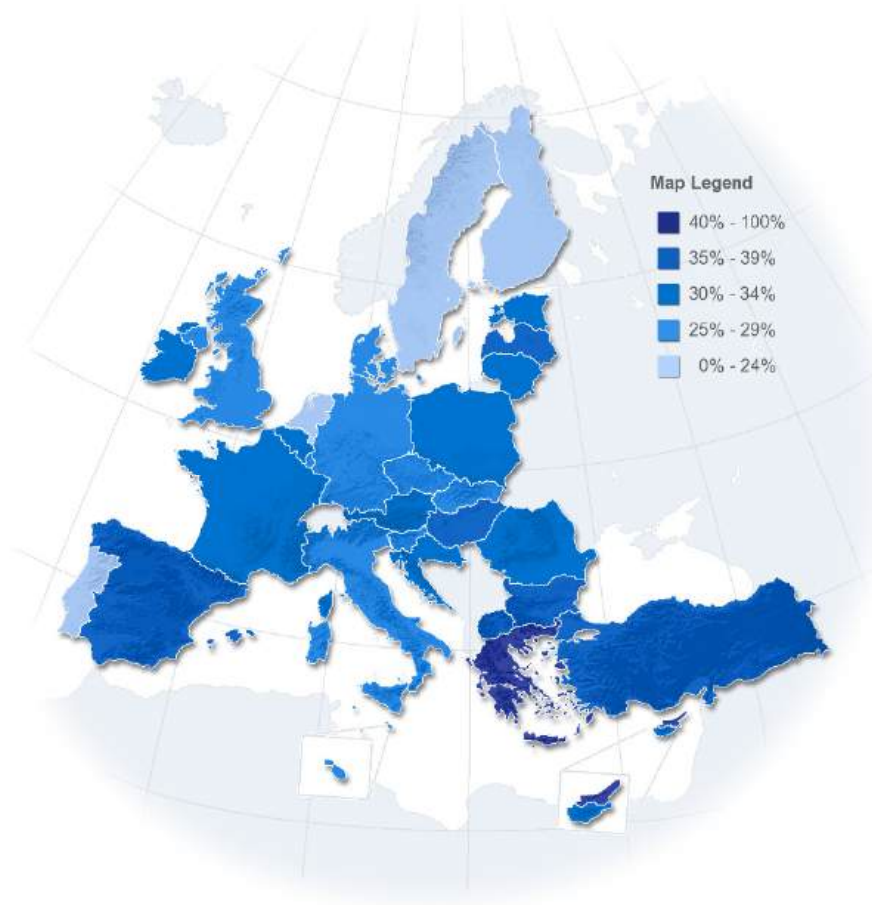
Southern Europe countries see the greatest proportion of smokers, specifically Greece, where the proportion of smokers exceeds 40%. Smoking is the next highest in Bulgaria (39%) and Hungary (38%) and Turkey (37%) and the Former Yugoslav Republic of Macedonia (37%).

Conversely, in the Northern Member States of Sweden and Finland the proportion of smokers is the lowest at 16% and 21% respectively.

	EL	42%
	BG	39%
	HU	38%
	LV	36%
	ES	35%
	AT	34%
	PL	33%
	FR	33%
	CY	32%
	EE	32%
	IE	31%
	BE	30%
	RO	30%
	LT	30%
	DK	29%
	EU27	29%
	UK	28%
	SK	26%
	SI	26%
	MT	26%
	IT	26%
	CZ	26%
	LU	25%
	DE	25%
	NL	24%
	PT	23%
	FI	21%
	SE	16%
	TR	37%
	MK	37%
	HR	33%




Question: QD1. Regarding smoking cigarettes, cigars or a pipe, which of the following applies to you?

Answers: **You smoke at the present time**



Socio-demographically, smokers are more likely to be male than female, under 54 years of age and from lower social groups (groups 1-4). In terms of occupation, smokers are more likely to be unemployed, manual workers or self-employed.

QD1 Regarding smoking cigarettes, cigars or a pipe, which of the following applies to you?




You smoke at the present time		
EU27		29%
Sex		
	Male	35%
	Female	25%
Age		
	15-24	35%
	25-39	37%
	40-54	35%
	55 +	17%
Respondent occupation scale		
	Self- employed	35%
	Managers	25%
	Other white collars	32%
	Manual workers	39%
	House persons	27%
	Unemployed	52%
	Retired	17%
	Students	23%
Self-positioning on the social staircase		
Low (1-4)		36%
Medium (5-6)		29%
High (7-10)		26%

Smoking is more prevalent among the unemployed than those in work, with slightly over half of those who are unemployed being current smokers. Whereas, amongst the employed, manual workers are the most prevalent smokers with almost four in ten being smokers.

1.1.2 Ex-smokers

The Netherlands, Sweden and Denmark have the greatest proportion of respondents who have given up smoking; 33%, 31% and 31% respectively. The countries with the next greatest proportion of ex-smokers are Finland, France and Germany, each with between 26% and 27%. The UK, Slovenia and Austria are not far behind, with between 23% and 25% of respondents who have quit smoking.

QD1 Regarding smoking cigarettes, cigars or a pipe, which of the following applies to you?

You used to smoke but you have stopped		
	EU27	22%
	Sex	
	Male	27%
	Female	17%
	Age	
	15-24	7%
	25-39	18%
	40-54	23%
	55 +	31%
	Respondent occupation scale	
	Self- employed	23%
	Managers	24%
	Other white collars	20%
	Manual workers	22%
	House persons	15%
	Unemployed	15%
	Retired	32%
	Students	7%
	Self-positioning on the social staircase	
	Low (1-4)	20%
	Medium (5-6)	23%
	High (7-10)	22%

The lowest proportions of ex-smokers are in Turkey and the former Yugoslav Republic of Macedonia where only one in ten have given up smoking. Among the Member States, Romania, Portugal and Greece exhibit the lowest proportions of respondents who have given up smoking with 12%, 13% and 14% respectively. There are also four Member States with only 15% of ex-smokers.

People who have given up smoking are more likely to be male and over 55 years of age. As a consequence of being older, they are also more likely to be retired. There is no difference in social group.




1.1.3 Never smokers

Portugal has the greatest proportion of respondents who have never smoked, with almost two thirds (64%) claiming they have never smoked. Malta, Romania and Italy exhibit the next highest levels of those who have never smoked with 59%, 58% and 57% respectively having never smoked.

The lowest proportions of those who have never smoked are seen in Denmark and France where only four in ten have never smoked. While there are relatively few respondents in Denmark and France who have never tried smoking it is encouraging that Denmark and France are among the countries with the greatest proportion of ex-smokers.

In terms of socio-demographics, non-smokers are more likely to be female than male, either under 24 years of age or over 55 years of age and from the higher social groups (groups 7-10). The employment status of those who have never smoked reflects their high social group and they tend to occupy managerial positions rather than manual occupations. As a consequence of being under 24 years, those who have never smoked also tend to be students.

QD1 Regarding smoking cigarettes, cigars or a pipe, which of the following applies to you?

You have never smoked		
	EU27	49%
	Sex	
	Male	38%
	Female	58%
	Age	
	15-24	58%
	25-39	45%
	40-54	42%
	55 +	52%
	Respondent occupation scale	
	Self- employed	42%
	Managers	51%
	Other white collars	48%
	Manual workers	39%
	House persons	58%
	Unemployed	33%
	Retired	51%
	Students	70%
	Self-positioning on the social staircase	
	Low (1-4)	44%
	Medium (5-6)	48%
	High (7-10)	52%

1.1.4 Evolutions

Whilst the question was not asked in exactly the same way as it was in autumn 2006⁴ it is possible to compare results. Compared to autumn 2006 (EB66.2), the proportion of citizens claiming they have never smoked has increased by two percentage points (49% in 2009) and the proportion of ex-smokers has increased by one percentage point (21% in 2006). On the other hand, the proportion of smokers has declined by three points (from 32% in 2006 to 29% in 2009).

A marked decline in the proportion of smokers is recorded in particular in Germany, Italy, the Netherlands, Finland and the United Kingdom, with decreases of five points. On the other hand, a significant rise is observed in Belgium (four points).

The greatest increases in the proportion of ex-smokers have been in Slovakia, Finland⁵ and Luxembourg where five and six percentage point increases are evident. In addition, there have been increases of at least three percentage points in eight other EU Member States as shown in the table below.
































The increase in the proportion of those who have never smoked appears to have occurred in fewer countries than the increase in the proportion of ex-smokers. The greatest increases in those who have never smoked are in Sweden⁶, Italy and the Czech Republic where there have been increases of seven, six and five percentage points respectively. In addition, only four other EU Member States have shown increases of three percentage points or more.

⁴ Chewing tobacco/ taking snuff were included in the results of 2006. This only impacts results for Sweden (In 2006, 8% of Swedish citizens said they chew tobacco /take snuff), Denmark and Finland (both 1% of chewing /snuffing in 2006).

⁵ Finnish results should be compared with care due to the inclusion of chewing and snuffing in the question of 2006.

⁶ Swedish results are not comparable due to the inclusion of chewing and snuffing in the question of 2006.

QD1 Regarding smoking cigarettes, cigars or a pipe, which of the following applies to you?

		Smokers			Ex-smokers			Never smoked		
		2006	2009	Diff. 2009 - 2006	2006	2009	Diff. 2009 - 2006	2006	2009	Diff. 2009 - 2006
	EU	32%	29%	-3	21%	22%	1	47%	49%	2
	BE	26%	30%	4	24%	21%	-3	50%	49%	-1
	BG	36%	39%	3	15%	15%	0	49%	46%	-3
	CZ	29%	26%	-3	21%	19%	-2	50%	55%	5
	DK	32%	29%	-3	27%	31%	4	39%	40%	1
	DE	30%	25%	-5	24%	26%	2	45%	49%	4
	EE	33%	32%	-1	18%	21%	3	49%	47%	-2
	IE	29%	31%	2	18%	20%	2	52%	49%	-3
	EL	42%	42%	0	17%	14%	-3	41%	44%	3
	ES	34%	35%	1	17%	21%	4	48%	44%	-4
	FR	33%	33%	0	24%	26%	2	43%	41%	-2
	IT	31%	26%	-5	16%	16%	0	51%	57%	6
	CY	31%	32%	1	12%	15%	3	56%	53%	-3
	LV	36%	36%	0	13%	17%	4	51%	47%	-4
	LT	34%	30%	-4	15%	18%	3	50%	52%	2
	LU	26%	25%	-1	17%	22%	5	56%	53%	-3
	HU	36%	38%	2	15%	15%	0	48%	47%	-1
	MT	25%	26%	1	18%	15%	-3	57%	59%	2
	NL	29%	24%	-5	30%	33%	3	40%	43%	3
	AT	31%	34%	3	22%	23%	1	46%	43%	-3
	PL	35%	33%	-2	19%	22%	3	45%	45%	0
	PT	24%	23%	-1	12%	13%	1	64%	64%	0
	RO	31%	30%	-1	11%	12%	1	57%	58%	1
	SI	23%	26%	3	23%	24%	1	54%	50%	-4
	SK	25%	26%	1	15%	21%	6	59%	53%	-6
	FI	26%	21%	-5	21%	27%	6	52%	52%	0
	SE	18%	16%	-2	29%	31%	2	46%	53%	7
	UK	33%	28%	-5	24%	25%	1	44%	47%	3
	CY (tcc)	39%	44%	5	9%	10%	1	53%	46%	-7
	HR	33%	33%	0	16%	18%	2	51%	49%	-2
	TR		37%	NA		10%	NA		53%	NA
	MK		37%	NA		11%	NA		52%	NA

1.2 Use of other tobacco and nicotine products

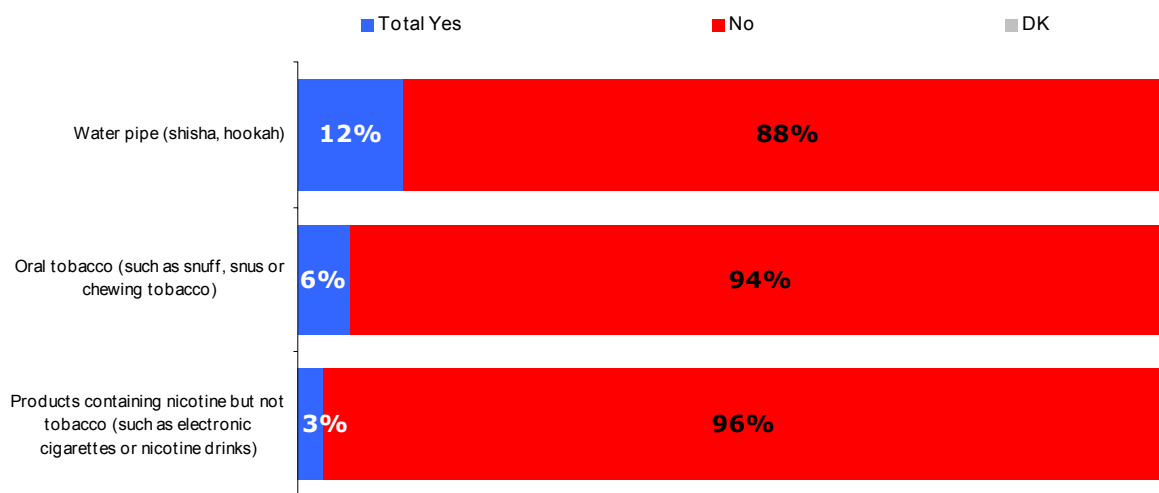
- Relatively low usage by EU citizens of other products -

Regular usage of tobacco and nicotine products other than cigarettes, cigars or pipes is very low, with only 1% of EU citizens using any of the products listed (water pipe, non-combustible tobacco, nicotine-only products) on a regular basis. One-off/occasional use is somewhat higher for all three products, especially water pipe.

- Water pipe is the most used -

The water pipe (shisha, hookah) is the most used of the three products, with 12% of EU citizens having tried it at least once. Non-combustible tobacco (such as snuff, snus or chewing tobacco) has been tried by about half as many EU citizens as the water pipe (6%) and products containing nicotine but not tobacco, such as electronic cigarettes and drinks, have been tried by only 3%.




QD2.1 Have you ever tried any of the following products?
- % EU



Regular or one-off/occasional use of multiple other tobacco and nicotine products is greatest in Finland, Sweden and Denmark. In Finland, 9% of respondents are regularly using all three of these products or have tried them at least once. In Sweden and Denmark, regular or one-off/occasional use of two of these products is the highest; 18% and 11% respectively. In the following table, we can observe that the

regular use of oral tobacco is particularly high in Sweden, where one ex-smoker out of five (19%) uses it regularly, and even 7% among never smokers.

**QD2.2 Have you ever tried any of the following products?
Oral tobacco (such as snuff, snus or chewing tobacco)**

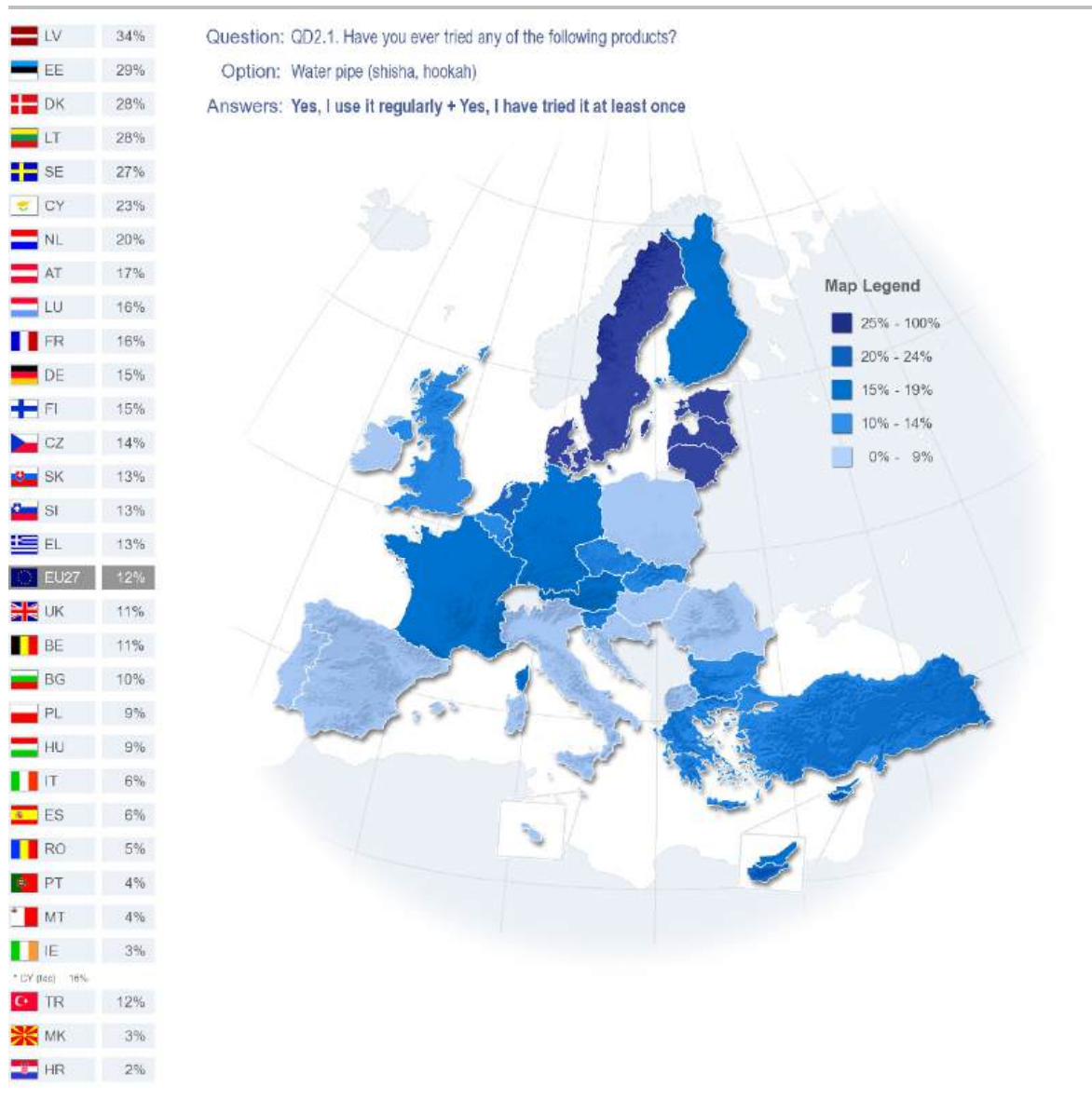
		Smokers	Ex-smokers	Never smoked
 DK	Yes, I use it regularly	0%	1%	0%
	Yes, I have tried it at least once	17%	11%	5%
	No	83%	88%	94%
	Don't know	0%	0%	1%
 FI	Yes, I use it regularly	2%	1%	3%
	Yes, I have tried it at least once	30%	12%	10%
	No	68%	87%	87%
	Don't know	0%	0%	0%
 SE	Yes, I use it regularly	11%	19%	7%
	Yes, I have tried it at least once	39%	34%	17%
	No	50%	47%	76%
	Don't know	0%	0%	0%

Regular or one-off/occasional use of other tobacco or nicotine products is lowest in Hungary, Spain, Portugal, Italy, Romania and Malta, and in the non-EU countries of Croatia and the Former Yugoslav Republic of Macedonia. In these countries, at least nine out of ten people are not using or have not tried any of the other tobacco or nicotine products listed.

1.2.1 Water pipe

Regular usage is consistently low across countries (1%). However, one-off/occasional use of the water pipe is considerably higher (11%) and varies considerably between countries.

Regular or one-off/occasional use of the water pipe is more than double the EU average in Latvia, Estonia, Denmark, Lithuania, Sweden and Cyprus where it is at its highest. In contrast, regular or one-off/occasional use is less than half the EU average in Ireland, Malta, Portugal, Romania, Spain and Italy and the non-EU countries of Croatia and the Former Yugoslav Republic of Macedonia.







Demographically, water pipe regular or one-off/occasional users are more likely to be male, young (aged 15-24 years and also to a lesser extent aged 25-39 years), have some form of higher education (they are either still in education or completed their education over 20 years of age) and from the higher social groups.

- Some of those who have never smoked have tried a water pipe -

Regular or one-off/occasional use of a water pipe is not exclusive to current smokers or those who have smoked in the past. Whilst regular or one-off/occasional use is more prevalent among current smokers, there are those who have never smoked in the past who have tried a water pipe.

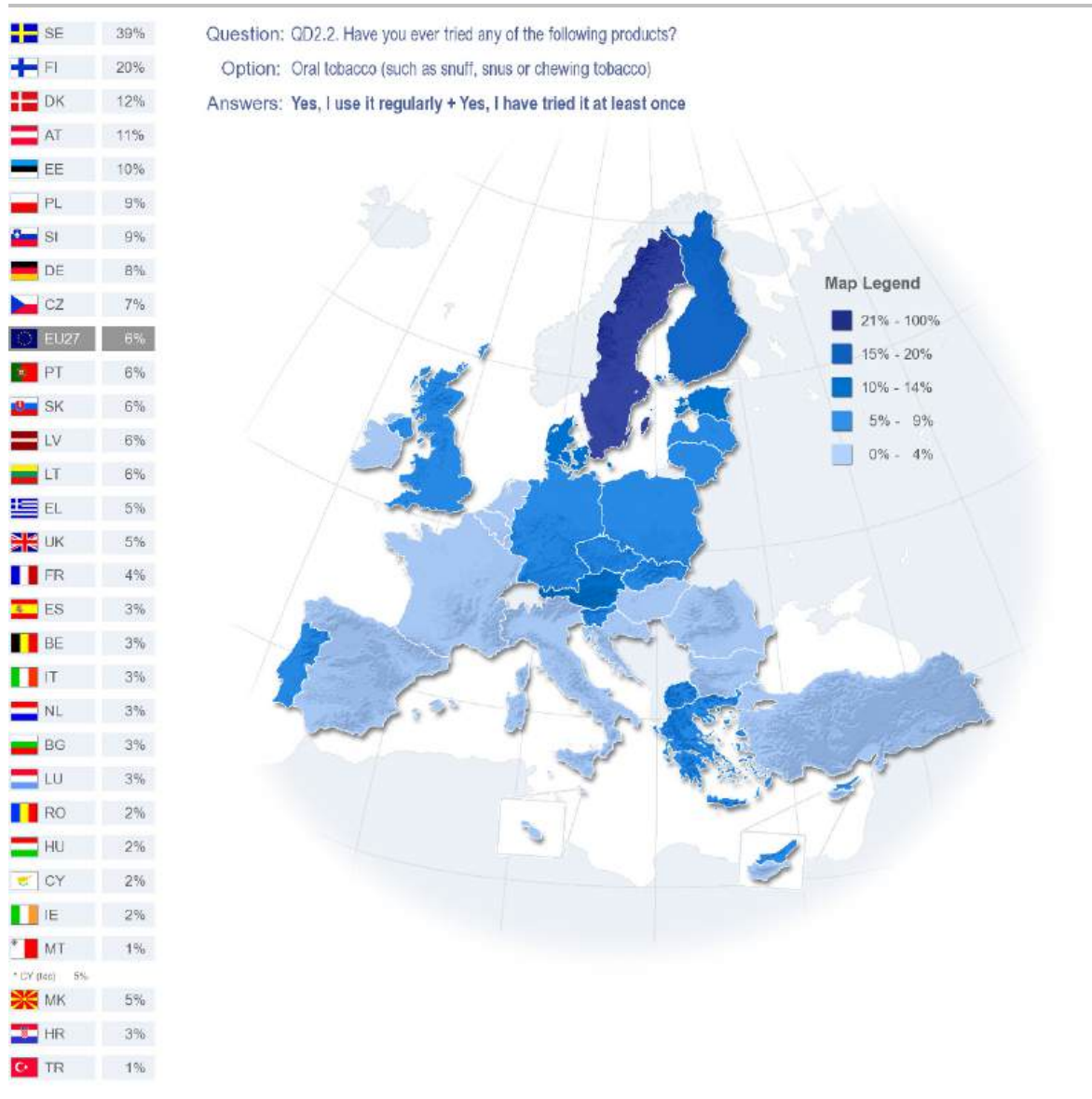
QD2.1 Have you ever tried any of the following products? Water pipe (shisha, hookah)

	Yes (Total)	No	DK
EU27	12%	88%	0%
Sex			
 Male	15%	84%	1%
Female	8%	91%	1%
Age			
 15-24	26%	73%	1%
25-39	17%	83%	0%
40-54	9%	90%	1%
55 +	4%	96%	0%
Education (End of)			
 15-	4%	95%	1%
16-19	11%	89%	0%
20+	16%	83%	1%
Still studying	25%	74%	1%
Respondent occupation scale			
 Self- employed	13%	86%	1%
Managers	17%	82%	1%
Other white collars	15%	85%	0%
Manual workers	12%	87%	1%
House persons	5%	94%	1%
Unemployed	15%	84%	1%
Retired	3%	96%	1%
Students	25%	74%	1%
Self-positioning on the social staircase			
Low (1-4)	12%	87%	1%
Medium (5-6)	11%	89%	0%
High (7-10)	14%	85%	1%

1.2.2 Non-combustible tobacco

- Only in Sweden is there significant use of non-combustible tobacco -

Regular usage of non-combustible tobacco is consistently low across almost all countries. Sweden is the only country where there is significant regular usage, at 12%, in the other countries regular usage is 3% or less.







One-off/occasional use of non-combustible tobacco is also highest in Sweden, with more than a quarter of respondents having tried it. In Finland, one-off/occasional use is the next highest with almost two in ten having tried it.

One-off/occasional use of non-combustible tobacco in Denmark, Austria and Estonia ranks third and is double the EU average. On the other hand, in Malta and Romania and Turkey one-off/occasional use is lowest at 1% or less.

- Non-combustible tobacco is being used by some who have never smoked -

Non-combustible tobacco is consumed by more males than females, those who continued their education after the age of 20 years and those employed as managers and the self-employed. Smokers and ex-smokers are equally likely to be the main consumers of non-combustible tobacco (9% of smokers use it regularly or have tried it; 10% of ex-smokers use it regularly or have tried it). Notably, non-combustible tobacco is being used by some who have never smoked tobacco (2% of those who have never smoked have tried non-combustible tobacco).

QD2.2 Have you ever tried any of the following products? Oral tobacco (such as snuff, snus or chewing tobacco)

	Yes (Total)	No	DK
EU27	6%	94%	0%
Sex			
 Male	9%	90%	1%
Female	2%	97%	1%
Age			
 15-24	7%	92%	1%
25-39	7%	92%	1%
40-54	6%	93%	1%
55 +	4%	95%	1%
Education (End of)			
 15-	4%	96%	0%
16-19	6%	94%	0%
20+	8%	91%	1%
Still studying	7%	92%	1%
Respondent occupation scale			
 Self- employed	9%	90%	1%
Managers	10%	90%	0%
Other white collars	7%	93%	0%
Manual workers	6%	94%	0%
House persons	2%	97%	1%
Unemployed	5%	94%	1%
Retired	4%	95%	1%
Students	7%	92%	1%
Smokers/ Non-Smokers			
Smokers	9%	91%	0%
Stopped smoking	10%	90%	0%
Never smoked	2%	97%	1%

1.2.3 Products containing nicotine but not tobacco

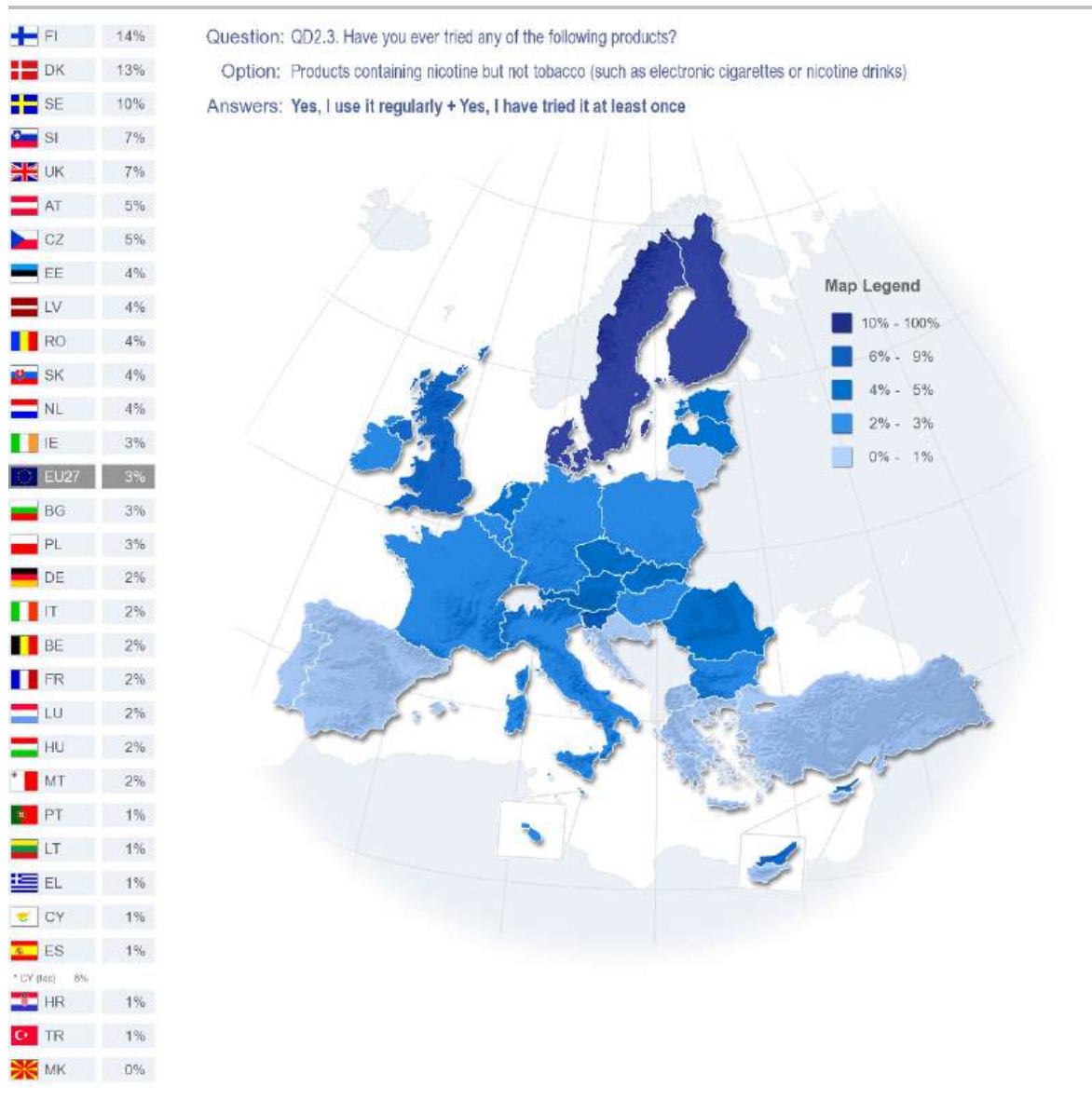
- In most countries regular or one-off/occasional use is 5% or less -

On average, 3% of Europeans use regularly (1%) or have tried at least once (2%) products containing nicotine but not tobacco.

- Regular or one-off/occasional use is in double digits in Finland, Denmark and Sweden -

The most notable exceptions are Finland, Denmark and Sweden. In each of these countries, the combination of those who use these products regularly plus those who have tried them at all is in double digits in each country (14%, 13% and 10% respectively). The other countries in which the regular and one-off/occasional use of products containing nicotine but not tobacco exceeds 5% are Slovenia and the UK.






In Greece, Spain, Cyprus, Lithuania and Portugal and in the non-EU countries of Croatia, Turkey and the Former Yugoslav Republic of Macedonia regular or one-off/occasional use of products containing nicotine but not tobacco is lowest at only 1%.



- Products containing nicotine showing some appeal to never smokers -

Demographically, products containing nicotine but not tobacco appeal to current smokers more than others; however, these products are not exclusively appealing to smokers or those who have given up smoking. Some respondents who have never smoked have also tried these products containing nicotine but not tobacco but, as with non-combustible tobacco, they are not the main consumers of these products.

**QD2.3 Have you ever tried any of the following products?
Products containing nicotine but not tobacco (such as
electronic cigarettes or nicotine drinks)**

	Yes (Total)	No	DK
EU27	3%	96%	1%
Sex			
 Male	4%	96%	0%
 Female	2%	97%	1%
Age			
 15-24	3%	96%	1%
25-39	5%	95%	0%
40-54	3%	96%	1%
55+	2%	97%	1%
Education (End of)			
 15-	2%	97%	1%
16-19	4%	96%	0%
20+	4%	95%	1%
Still studying	2%	97%	1%
Respondent occupation scale			
 Self- employed	5%	95%	0%
Managers	3%	96%	1%
Other white collars	4%	95%	1%
Manual workers	4%	96%	0%
House persons	3%	97%	0%
Unemployed	4%	96%	0%
Retired	2%	97%	1%
Students	2%	97%	1%
Self-positioning on the social staircase			
Low (1-4)	3%	96%	1%
Medium (5-6)	3%	96%	1%
High (7-10)	4%	95%	1%
Smokers/ Non-Smokers			
Smokers	7%	93%	0%
Stopped smoking	4%	96%	0%
Never smoked	1%	98%	1%

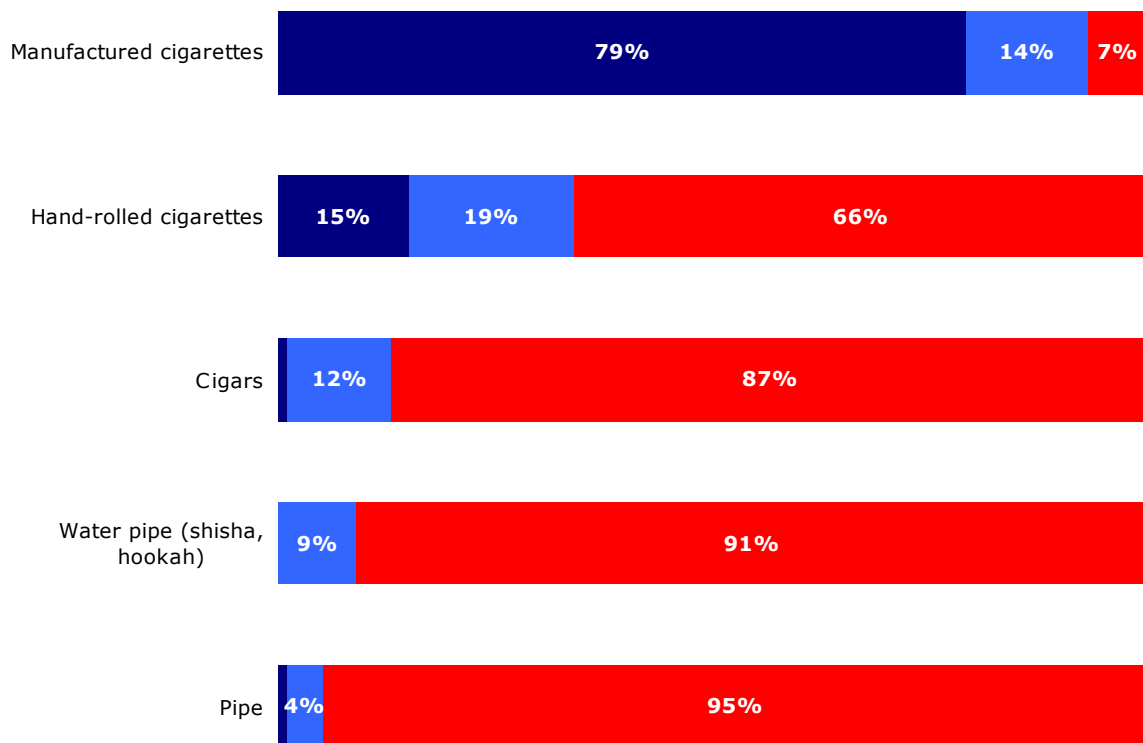
2 TOBACCO CONSUMPTION

2.1 Frequency of using tobacco products

- Manufactured cigarettes are smoked most frequently -

QD3a Do you use the following tobacco products every day, occasionally or not at all? - EU
(Base: Smokers EB72.3, n=7851)

■ Yes, every day ■ Yes, occasionally ■ No, not at all



Manufactured cigarettes are the most widely used tobacco product in the EU. Amongst current smokers, eight out of ten smoke manufactured cigarettes daily (equivalent to 23% of EU citizens, with an additional 4% smoking them occasionally). Hand-rolled cigarettes, on the other hand, are only smoked every day by one in seven smokers with slightly more smoking them occasionally (4% of EU citizens smoke them daily and 6% smoke them occasionally). Cigars, water pipes and pipes are smoked far less than cigarettes (13%, 9% and 5%, respectively) and all three are used almost exclusively on an occasional basis only.

Everyday usage is highest in Bulgaria, Romania, Italy, Austria, Greece, Latvia, Turkey, and the Former Yugoslav Republic of Macedonia and Croatia with over 90% of smokers smoking manufactured cigarettes every day. Bulgaria, Greece, Turkey and the Former Yugoslav Republic of Macedonia are also among those with the highest proportion of smokers, which indicates that these countries are those with a high proportion of relatively frequent smokers. Conversely, in the Netherlands, UK, Belgium, France and Germany smoking of manufactured cigarettes is lower than the EU average (49%, 67%, 68%, 68%, 69% respectively).

Hand-rolled cigarettes are smoked by one in three EU smokers. However, at least half of all smokers in the Netherlands, Belgium and the UK smoke hand-rolled cigarettes either every day or occasionally – although these countries had lower than average usage of manufactured cigarettes smokers the use of hand-rolled cigarettes appears to be substituting it. Hand-rolled cigarette usage is lowest in Bulgaria and Romania, with one in ten or less smoking them. Socio-demographically, men and the lower social groups (1-4) smoke hand-rolled cigarettes more than others.

- Cigars, water pipes and pipes mainly smoked occasionally -

Cigars tend to be smoked occasionally rather than daily (12% 'occasionally' versus 1% 'every day'). Consumption is particularly high in Finland, Austria and the Netherlands, where occasional consumption reaches 27%, 23% and 21% respectively. Conversely, total consumption is relatively low in Bulgaria (4%), Poland (4%), Ireland (7%) and Greece (8%) and in the candidate countries of Croatia (8%) and Turkey (8%). Demographically, cigar smokers tend to be men (21% among men compared with 3%

among women) and from the higher social groups (17% of higher social groups compared with 11% in lower social groups).

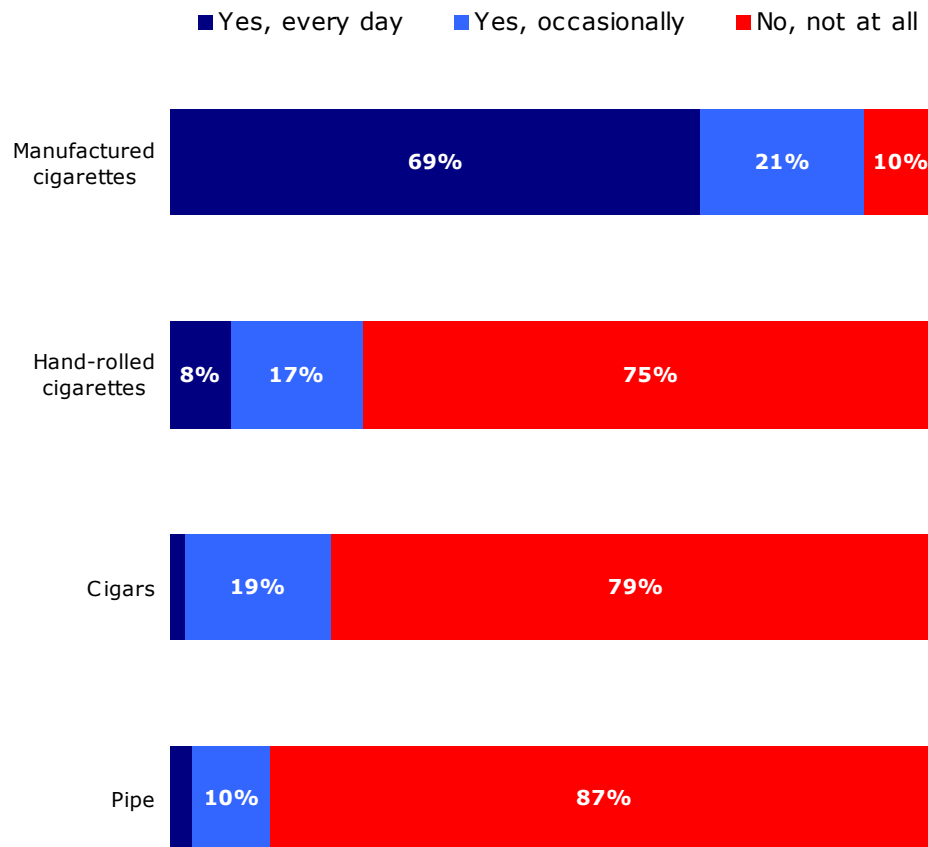
Water pipe usage among smokers is almost exclusively reserved for occasional use (9% at European level); very few use water pipes daily. Occasional use is significantly higher in the Member States of Latvia (22%), Lithuania (20%), the Czech Republic (20%) and Estonia (19%) and Turkey (23%). On the other hand, usage is low in Ireland (2%), Italy (3%) and Portugal (3%) and in the candidate countries of Croatia (2%) and the Former Yugoslav Republic of Macedonia (3%). Water pipes are used by men more than women (11% and 6% respectively) and by 15-24 year olds (23%); as a consequence of the younger age profile they are used by students more than others (27%).

Pipe usage varies between countries but for the most part it is consistently low (5% at European level). Usage is markedly higher in Lithuania (15%) where overall use is consequently triple the EU average. Pipe usage is lowest in Bulgaria (1%), Greece (1%) and Cyprus (1%) and the candidate country of Croatia (1%). Men smoke pipes more than women (7% and 1% respectively).

- Nine out of ten ex-smokers used to smoke manufactured cigarettes -

Most ex-smokers recall smoking manufactured cigarettes before they gave up; 69% every day and 21% occasionally. Use of manufactured cigarettes was highest in Malta (99%), Bulgaria (98%), Cyprus (98%), Finland (98%) and Turkey (100%). Conversely, use of manufactured cigarettes was lowest in Romania (80%) and Slovakia (81%).

**QD3b Before quitting, did you use the following tobacco products every day, occasionally or not at all? - EU
(Base: Ex-smokers EB72.3, n=5910)**



On average, a quarter of ex-smokers report rolling their own cigarettes either every day or occasionally. However, the Dutch recalled the highest levels of rolling their own (52%) and the Bulgarians the lowest (6%).

One in five ex-smokers recalled smoking cigars, mainly on an occasional basis. The incidence of cigar smoking was highest among Dutch and Finnish ex-smokers at 37% and 33% respectively, whilst it was lowest among Bulgarians (6%) and the non-EU Croatians (5%).

Fewer ex-smokers remembered smoking a pipe (13% either every day or occasionally). The incidence of pipe smoking was highest in Denmark, Finland and Sweden where between 24% and 28% smoked a pipe before quitting. The incidence of pipe smoking was relatively low across countries and was 5% or less in seven of the remaining 24 EU countries and in two of the non-EU countries.

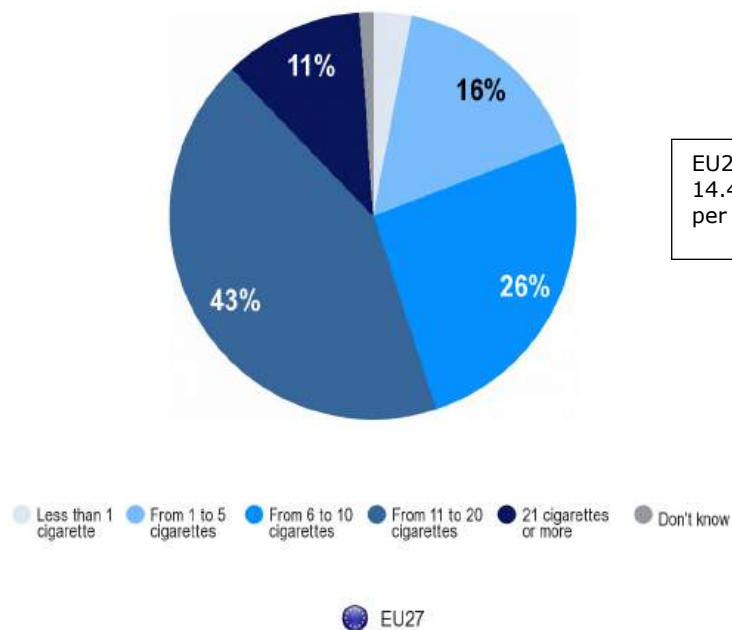
2.2 Amount per day

2.2.1 Number of cigarettes smoked

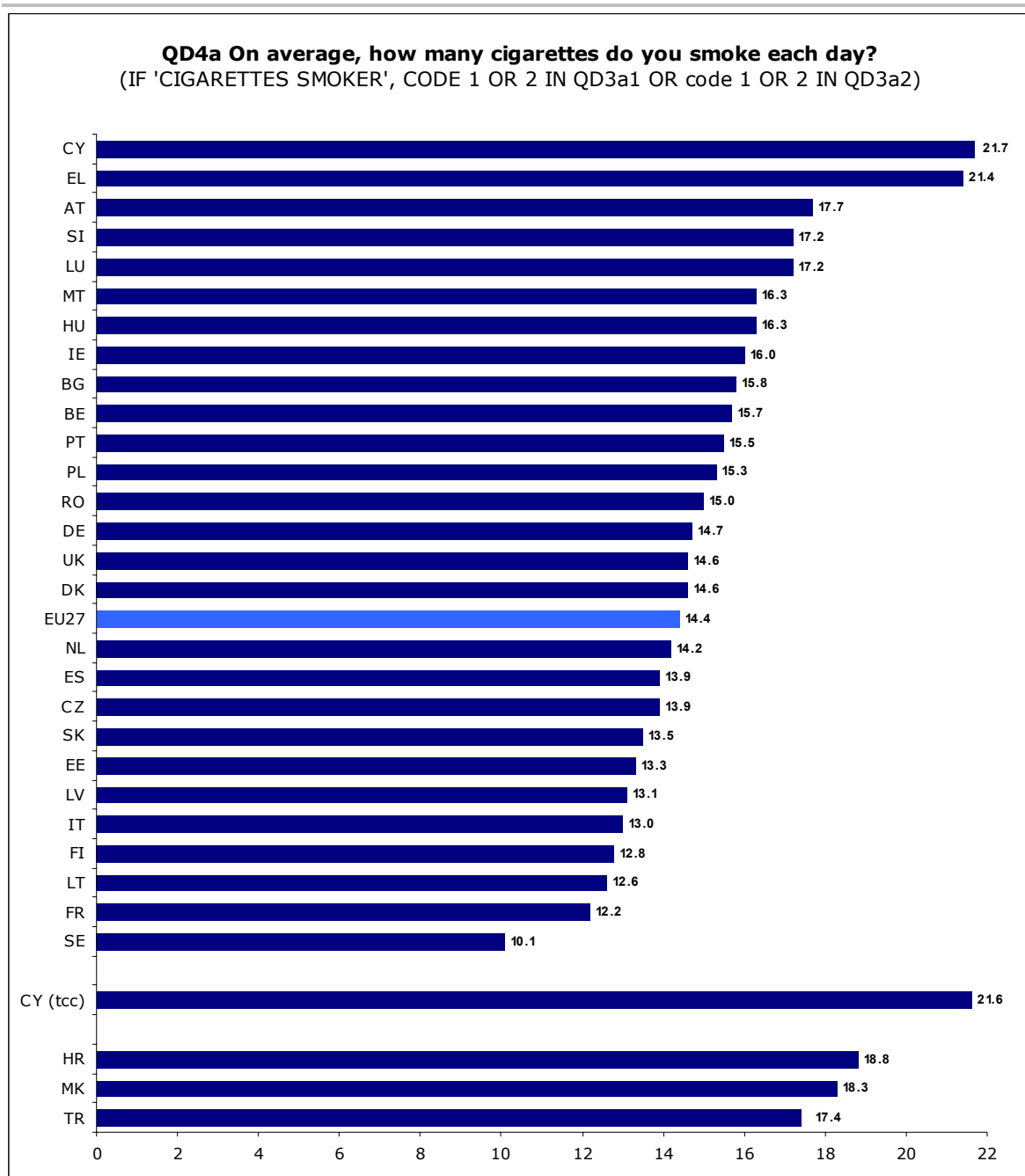
- The country averages range from half a pack to a pack of cigarettes a day -

On average EU smokers are smoking 14.4 cigarettes (manufactured or hand-rolled) per day. The average ranges from as few as 10.1 cigarettes per day in Sweden to slightly over 21 in Greece and Cyprus.

QD4a. On average, how many cigarettes do you smoke each day?







Base: Cigarettes smokers EB72.3, n=7637



The number of cigarettes smoked varies by socio-demographic; men are smoking more than women, younger smokers are smoking less than others, lower social groups tend to smoke more than higher groups, the self-employed are smoking more than others in employment and students are smoking the least.

In addition, those exposed to tobacco smoke at work are smoking more cigarettes per day than those who are not exposed to tobacco smoke at work. Therefore, the implication is that by not being around smoke at work people are smoking fewer cigarettes per day in total. Further research would be needed to understand if people choose to avoid smoke at work or if this restriction is being enforced on them.

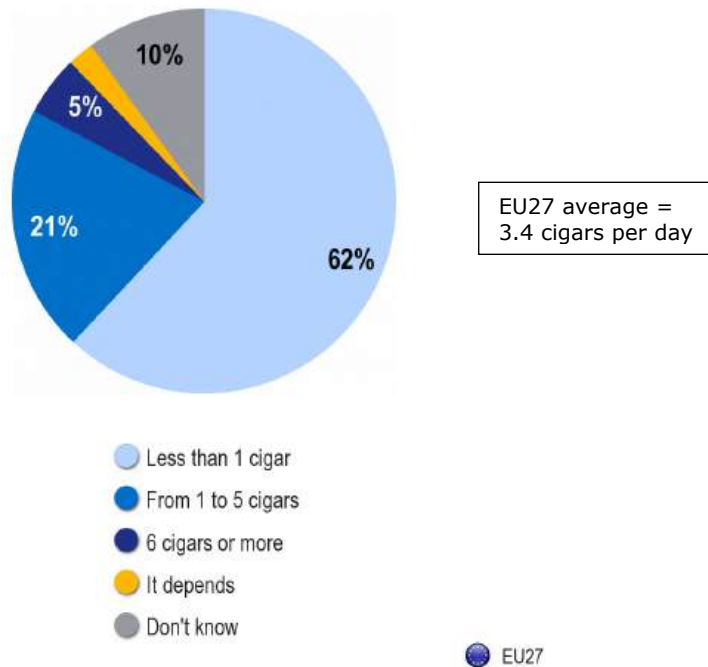
QD4a On average, how many cigarettes do you smoke each day? (IF 'CIGARETTES SMOKER', CODE 1 OR 2 IN QD3a1 OR code 1 OR 2 IN QD3a2)

	Average
EU27	14.4
Sex	
 Male	15.7
Female	12.8
Age	
15-24	11.7
 25-39	13.9
40-54	16.2
55 +	15.1
Education (End of)	
15-	16.3
 16-19	14.8
20+	13.3
Still studying	9.9
Respondent occupation scale	
Self- employed	17.1
Managers	13.2
Other white collars	13.4
 Manual workers	14.8
House persons	14.2
Unemployed	15.3
Retired	15.2
Students	9.9
Self-positioning on the social staircase	
Low (1-4)	15.3
Medium (5-6)	14.3
High (7-10)	13.8
Exposure to tobacco at work	
Yes	16.1
No	13.5

2.2.2 Number of cigars smoked

Fewer cigars are smoked per day than cigarettes as would be expected given that cigars tend to be smoked occasionally. The average cigar smoker in the EU smokes 3.4 cigars per day.

QD4b. On average, how many cigars do you smoke each day?



Base: Cigars smokers EB72.3, n=1027

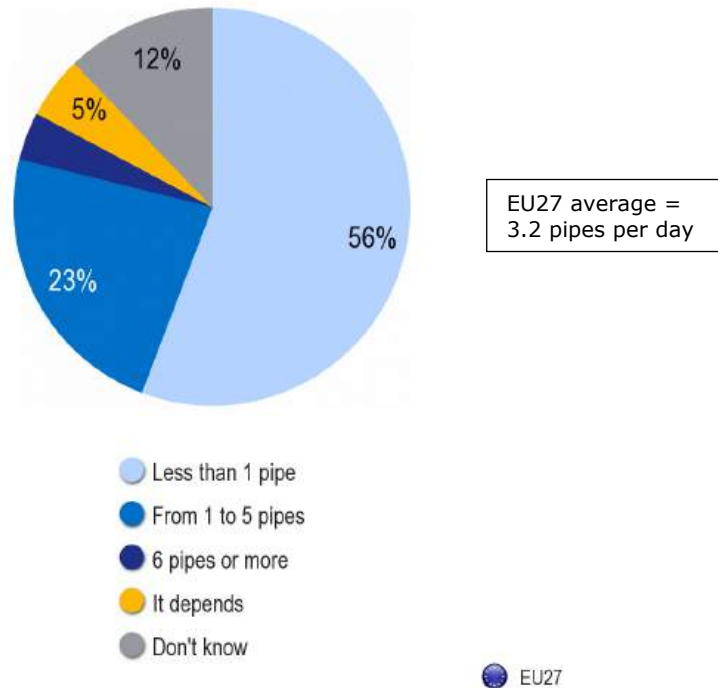
There is a range in the number of cigars smoked per day across countries, from less than one per day in Cyprus and Turkey and the Former Yugoslav Republic of Macedonia to 9.2 per day in Estonia⁷. Since cigars are not as widely smoked as cigarettes the respondent base per country is relatively small and so caution should be taken in drawing definitive conclusions per country. Nevertheless, it is evident that cigar smokers in Estonia and Austria and the non-EU country of Croatia are smoking relatively more than others (9.2, 7.1 and 13.2 per day respectively).

⁷ Please note that the total amount of cigar smokers per country is very low (base for EU27 = 1027 respondents). All analytical reflection between countries should therefore be treated with extreme care.

2.2.3 Number of pipes smoked

The number of pipes smoked by pipe smokers per day is of the same magnitude as the number of cigars smoked by cigar smokers, at 3.2 pipes per day.

QD4c. On average, how many pipes do you smoke each day?



Base: Pipe smokers EB72.3, n=354

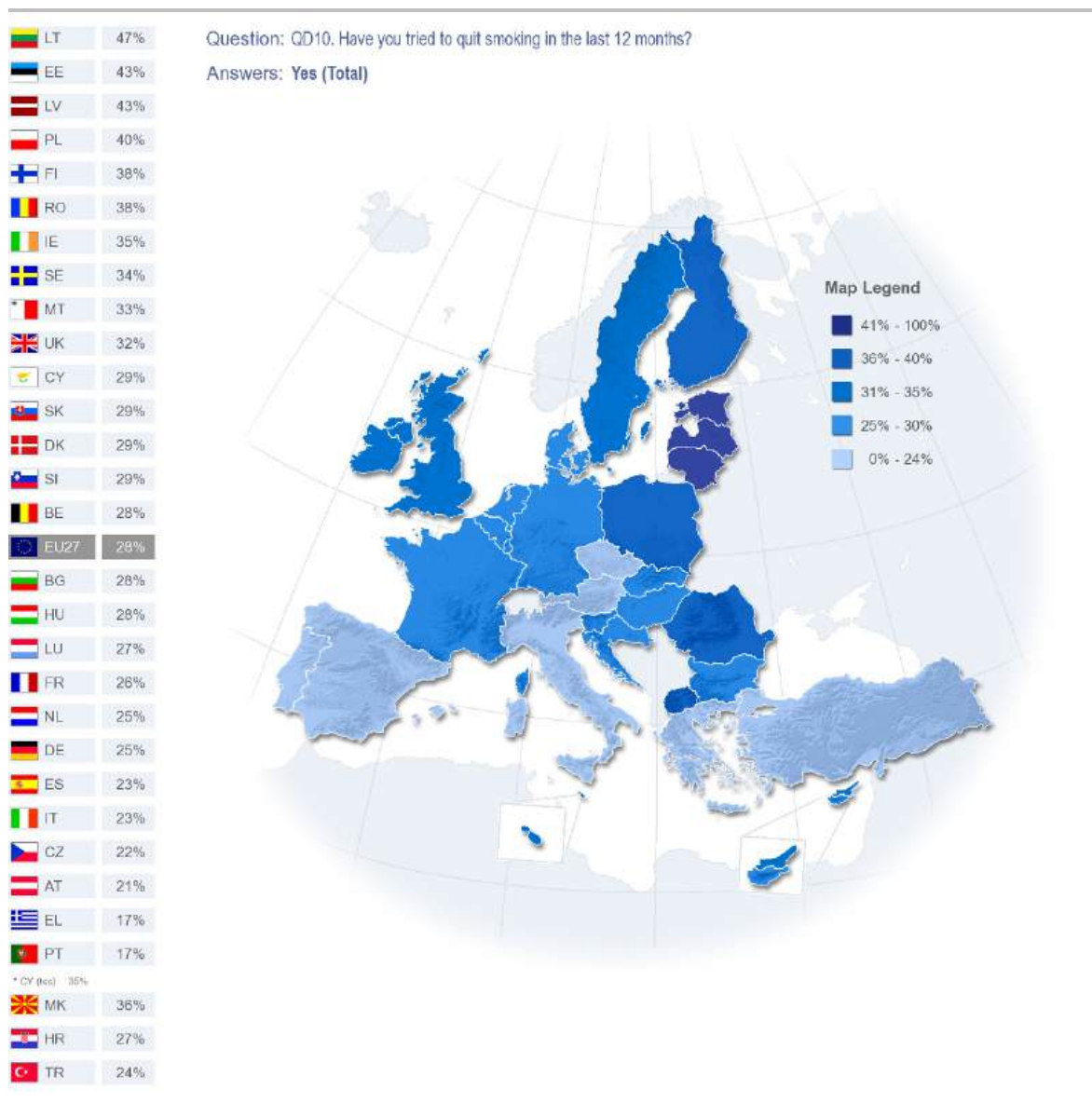
However, the frequency of pipe smokers is less than half that of cigar smokers since only 5% smoke a pipe either occasionally or every day, whereas 13% smoke a cigar on the same basis. Thus, the bases per country do not permit further country analysis.

3 GIVING UP SMOKING

3.1 Frequency of attempts to give up

- Three out of ten smokers have tried to quit in the last 12 months -

On average, almost three out of ten smokers across the EU countries have tried to quit smoking at least once in the last 12 months (28%). Almost half of those who have tried to give up smoking have tried to do so on more than one occasion.



More smokers in Lithuania, Latvia and Estonia have tried to give up than in any of the other countries (47%, 43% and 43% respectively attempting to give up at least once).

- In Portugal and Greece only 17% of smokers attempt to give up -
































In Portugal and Greece the lowest incidence of attempting to quit smoking is seen, with only 17% of smokers in each country trying to give up smoking.

- A small fall at European level compared to 2006 conceals very different situations in each country -

Whilst the question was not asked in exactly the same way as in autumn 2006, it is possible to compare results. Compared to autumn 2006 (EB66.2), the proportion of respondents claiming they have tried to quit smoking in the last 12 months has declined by three percentage points (from 31% in 2006 to 28% in 2009).

A strong fall in the proportion of smokers trying to quit can be seen above all in Hungary and Portugal (decline of fifteen percentage points), the United Kingdom and Bulgaria (-14) and Greece (-13). On the other hand, some significant increases are observed in the Baltic States of Lithuania, Estonia and Latvia, with increases of 21, 15 and 11 points respectively.

QD10 Have you tried to quit smoking in the last 12 months? *

		Total Yes		
		2006	2009	Diff. 2009 - 2006
	EU27	31%	28%	-3
	BE	34%	28%	-6
	BG	42%	28%	-14
	CZ	28%	22%	-6
	DK	36%	29%	-7
	DE	27%	25%	-2
	EE	28%	43%	+15
	IE	40%	35%	-5
	EL	30%	17%	-13
	ES	19%	23%	+4
	FR	31%	26%	-5
	IT	22%	23%	+1
	CY	38%	29%	-9
	LV	32%	43%	+11
	LT	26%	47%	+21
	LU	37%	27%	-10
	HU	43%	28%	-15
	MT	36%	33%	-3
	NL	31%	25%	-6
	AT	18%	21%	+3
	PL	34%	40%	+6
	PT	32%	17%	-15
	RO	32%	38%	+6
	SI	24%	29%	+5
	SK	40%	29%	-11
	FI	33%	38%	+5
	SE	32%	34%	+2
	UK	46%	32%	-14
	CY (tcc)	29%	35%	+6
	HR	27%	27%	0
	TR	NA	24%	
	MK	NA	36%	

* The wording in 2006 was slightly different:
 "Have you tried to give up smoking in the last 12 months?
 (IF YES) How many times have you tried to give up
 smoking in the last 12 months?"

There are few socio-demographics distinguishing a smoker who attempts to quit smoking. Those who try to give up are female rather than male and younger (under 39 years) rather than older smokers. Notably, there is no relevant difference between social groups.

QD10 Have you tried to quit smoking in the last 12 months?
(IF 'SMOKE AT THE PRESENT TIME', CODE 1 IN QD1)

	Yes (total)	No	DK
EU27	28%	72%	0%
Age			
15-24	33%	66%	1%
25-39	28%	72%	0%
40-54	25%	75%	0%
55 +	28%	72%	0%
Education (End of)			
15-	27%	73%	0%
16-19	27%	73%	0%
20+	29%	70%	1%
Still studying	32%	68%	0%
Respondent occupation scale			
Self- employed	21%	79%	0%
Managers	29%	71%	0%
Other white collars	28%	72%	0%
Manual workers	24%	75%	1%
House persons	31%	69%	0%
Unemployed	35%	64%	1%
Retired	28%	71%	1%
Students	32%	68%	0%
Self-positioning on the social staircase			
Low (1-4)	29%	71%	0%
Medium (5-6)	28%	72%	0%
High (7-10)	28%	72%	0%
Exposure to tobacco at work			
Yes	26%	74%	0%
No	25%	75%	0%

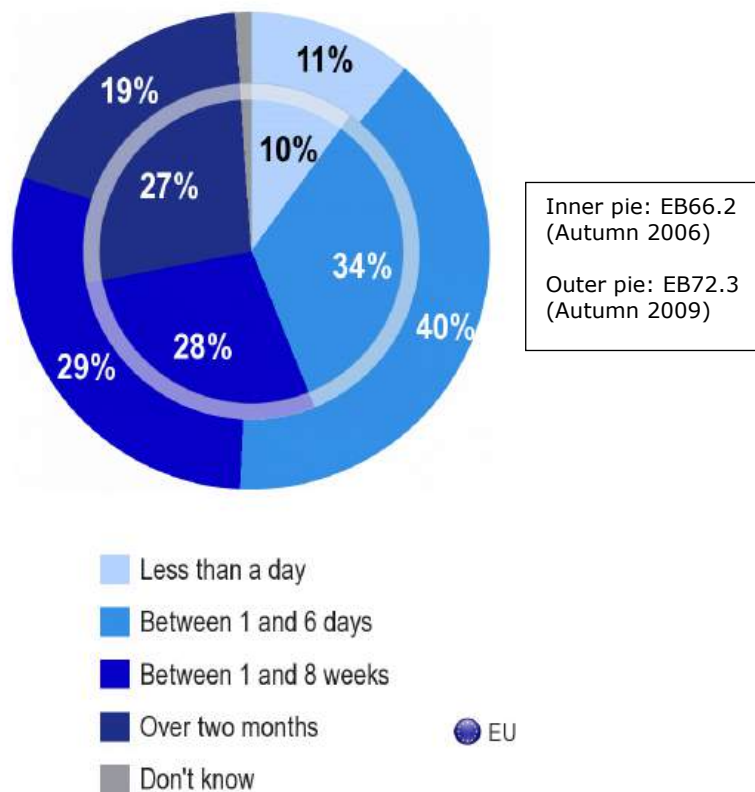
3.2 Duration of latest attempt

- The duration of the attempt is shorter compared to 2006 -

When smokers try to give up smoking the length of time they are successful for before they smoke again varies. On average, among the respondents who had tried to give up, about half quit for less than a week (51%) whilst the other half (48%) managed to quit for up to 2 months (29%) and longer (19%) before smoking again.

The length of time that smokers are able to give up for has changed since autumn 2006 when EB 66.2 was conducted. In 2006, 27% had given up for more than two months at their last attempt. This is significantly different from the 19% now who claim that their last attempt lasted over 2 months.

QD11. Thinking about the last time you attempted to give up smoking, how long did this attempt last?



Base: Those who have tried quitting in the last 12 months EB72.3, n=2174; EB66.2, n=2408

There are country variations in the differences between EB66.2 and now, however the small base sizes mean that definitive country conclusions are unreliable with exception of the following: fewer respondents in the Czech Republic, Slovakia, Hungary, Greece, France, the UK, and Sweden stop for over two months. On the contrary, compared to 2006, a greater proportion of Maltese respondents indicated now that they stopped for over two months.

In 2009, Spain is the only country where smokers are able to give up for longer than the EU average, with 64% quitting for more than a week at their last attempt. In Slovakia and Italy smokers are less successful than their counterparts in the EU, with only 24% and 30% respectively quitting for more than a week at their last attempt.

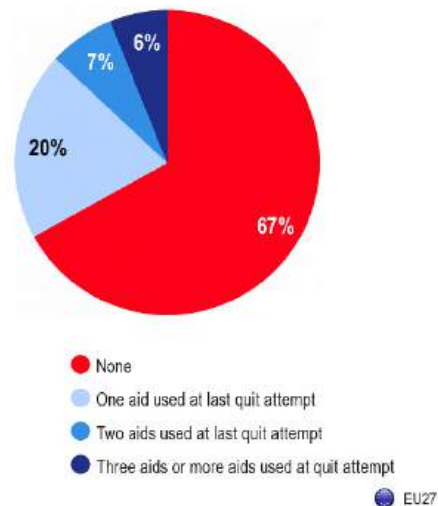
3.3 Aids used in latest attempt

3.3.1 Aids used by smokers

- 33% of smokers used a quitting aid in their latest attempt -
































A third of smokers used at least one aid in their last attempt to quit smoking.

QD12aT. Number of aids used at last quit smoking attempt (if has tried quitting in the last 12 months)



In Austria, Sweden, Finland, the UK, Denmark, Ireland and Belgium smokers who have attempted to quit but have started smoking again show a higher than average use of quitting aids. Smokers using the fewest aids are those from Germany, where around nine out of ten do not use aids in their attempts to give up smoking.

QD12aT Number of aids used at last quit smoking attempt
(if has tried quitting in the last 12 months)

		None - %	Average of aids used
	EU27	67%	0.6
	DE	89%	0.1
	EL	85%	0.2
	SI	84%	0.2
	LT	83%	0.2
	RO	83%	0.3
	IT	80%	0.5
	BG	79%	0.2
	LV	74%	0.3
	NL	71%	0.4
	PT	71%	0.5
	SK	71%	0.6
	EE	70%	0.3
	MT	69%	0.5
	HU	68%	0.6
	CY	67%	0.5
	ES	66%	0.6
	FR	64%	0.5
	PL	62%	0.7
	CZ	59%	0.5
	BE	55%	0.8
	LU	54%	0.7
	IE	53%	0.8
	DK	46%	0.9
	UK	45%	1.2
	FI	42%	1
	SE	40%	0.8
	AT	31%	1.1
	CY (tcc)	89%	0.1
	TR	83%	0.2
	MK	81%	0.3
	HR	72%	0.3

Significant statistical difference between country results and European average.

- Nicotine replacement medications are the most popular quitting aid -

Nicotine replacement medications are the most popular quitting aid used by smokers (23%). The greatest use of nicotine replacement medications is in Austria (57%), the UK (46%), Finland (45%), Denmark (42%) and Ireland (40%). Notably, Austria, Finland and Denmark are also countries where the use of other nicotine products (water pipe, oral tobacco and other products) is higher than in the rest of Europe. Use is lowest in Greece and East Germany, where it is 3% or less.












































Second to nicotine replacement medications among smokers who have attempted to give up is advice from doctors and or other health professionals (15%). Advice from doctors and health professionals varies from around 30% in the UK and Belgium to 3% in Estonia.

QD12a. At your last quit attempt, did you use any of the following?

(Base: Smokers who have tried quitting in the last 12 months)

Answer: Yes

Please note that the total amount of unsuccessful quitters per country is very low. We have therefore divided countries into 3 groups: countries with a score significantly higher than the EU average, countries at EU average (not shown below) and countries with a score significantly lower than the EU average

Nicotine replacement medications like nicotine gum, patch or inhaler				Advice from the doctor or other health professional				Medications that require a prescription			
EU27		23%		EU27		15%		EU27		7%	
Higher than average		Lower than average		Higher than average		Lower than average		Higher than average		Lower than average	
	AT		LT		UK		NL		LU		SE
	UK		IT		BE		IT		BE		CZ
	FI		PT				RO		FI		LV
	DK		RO				DE		UK		NL
	IE		SI				LV				SI
			BG				LT				DE
			DE				SI				EL
			EL				EE				EE
			MK				MK				MK
			CY (tcc)				TR				CY (tcc)
			TR				HR				HR
							CY (tcc)				TR



About one in fifteen used prescription medication in their last quit attempt. Smokers in Belgium, Finland and the UK use prescribed medication the most, whereas conversely

those in Estonia do not use it; this is not surprising given that relatively few Estonian smokers (3%) sought advice from a doctor or health professional when trying to quit.

- Quitlines and alternative therapies are among the least popular aids -

The use of quitlines and alternative therapies is relatively low among smokers who have failed to quit. Only in Sweden and the UK are there notable country differences. In the UK, 17% are using special stop-smoking services such as clinics or specialists, compared to the EU average of 5%. In Sweden, 25% of smokers used non-combustible tobacco in their last failed attempt compared to the EU average of 2%.

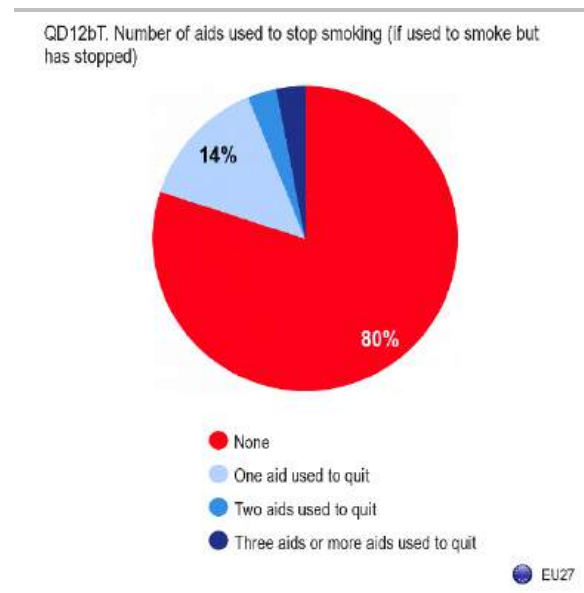
Socio-demographically, quitting aids are more likely to be used by smokers aged 25-54 years; smokers under 24 years are least likely to use them. As a consequence of this age profile, students are also less likely to be users of quitting aids.

		QD12aT Number of aids used at last quit smoking attempt (IF 'HAS TRIED QUITTING IN THE LAST 12 MONTHS', CODE 1 TO 3 IN QD10)	
		None	Average
EU27		67%	0.6
Age			
	15-24	81%	0.4
	25-39	62%	0.7
	40-54	62%	0.6
	55 +	65%	0.6
Education (End of)			
	15-	66%	0.6
	16-19	68%	0.5
	20+	62%	0.8
	Still studying	79%	0.3
Self-positioning on the social staircase			
	Low (1-4)	68%	0.5
	Medium (5-6)	63%	0.7
	High (7-10)	71%	0.6

3.3.2 Aids used by ex-smokers
































- One in five ex-smokers used a quitting aid when they gave up -

Only 20% of ex-smokers used aid when they stopped smoking.



Ex-smokers in Austria, Sweden, Ireland and Denmark exhibited the highest use of smoking aids. Use of aids among ex-smokers was lowest in Latvia, Italy and Lithuania, where 90% or more did not use any aids when they gave up smoking.

QD12bT Number of aids used to stop smoking
 (if used to smoke but has stopped)

		None - %	Average of aids used
	EU27	80%	0.3
	LV	92%	0.1
	IT	90%	0.2
	LT	90%	0.1
	EE	89%	0.1
	LU	89%	0.2
	DE	87%	0.2
	NL	84%	0.2
	FI	84%	0.2
	BE	83%	0.3
	PL	83%	0.2
	SI	82%	0.2
	HU	81%	0.3
	BG	80%	0.2
	UK	80%	0.4
	CY	77%	0.3
	EL	76%	0.3
	PT	76%	0.3
	FR	75%	0.4
	ES	73%	0.4
	CZ	72%	0.4
	MT	71%	0.3
	RO	71%	0.4
	SK	70%	0.4
	DK	68%	0.5
	IE	63%	0.5
	SE	59%	0.6
	AT	57%	0.8
	CY (tcc)	92%	0.1
	TR	84%	0.2
	HR	82%	0.2
	MK	80%	0.3

Significant statistical difference between country results and European average.

Ex-smokers cite advice from the doctor or health professional as being the aid they used most to help them (13%), varying between countries from 1% in Latvia to 26% in Malta. Second among ex-smokers is the use of nicotine replacement medications at 9%, which is highest in Austria and Denmark. Use of nicotine replacement medications is lowest in Bulgaria and Malta.






































Use of the other aids (such as prescription medication, clinics, alternative therapies and quitlines) among ex-smokers is relatively low overall, with 3% or less using them to quit. The only notable country exceptions are in Sweden and Austria. The use of non-combustible tobacco in Sweden and Austria is 22% and 8% respectively and the use of alternative therapies such as acupuncture or hypnosis in Austria is 13%.

QD12b. To quit smoking, did you use any of the following?



(Base: Ex-smokers)

Answer: Yes

Please note that the total amount of unsuccessful quitters per country is very low. We have therefore divided countries into 3 groups: countries with a score significantly higher than the EU average, countries at EU average (not shown below) and countries with a score significantly lower than the EU average

Advice from the doctor or other health professional				Nicotine replacement medications like nicotine gum, patch or inhaler			
	EU27	13%			EU27	9%	
Higher than average		Lower than average		Higher than average		Lower than average	
	MT		DE		AT		CZ
	AT		PL		DK		DE
	ES		SE		SE		EE
	SK		EE		IE		LT
	EL		IT				HU
	PT		FI				PT
	CZ		LT				CY
	IE		LU				LV
			LV				IT
							EL
			CY (tcc)				BG
			TR				MT
							MK
							CY (tcc)

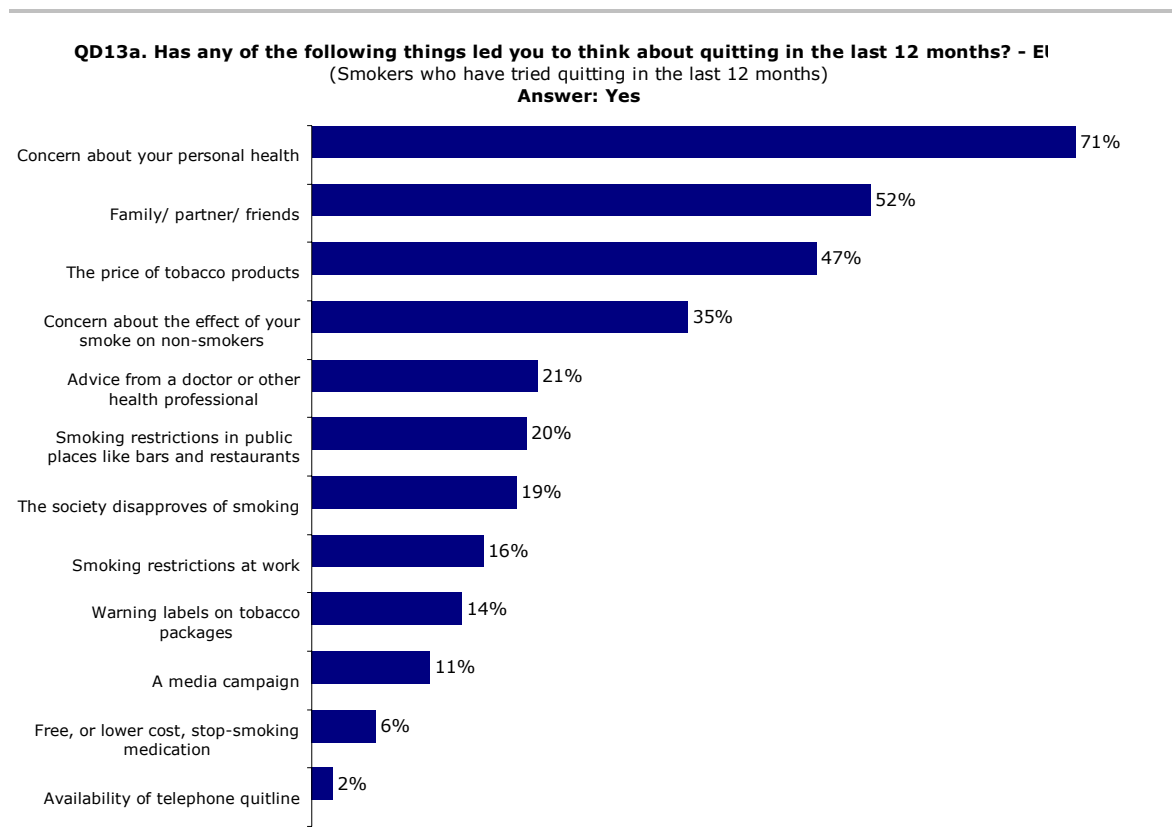
Socio-demographically, ex-smokers who are 40-54 years of age are more likely to have used a quitting aid when they gave up than other age groups. Those aged 15-24 years are not likely to have used a quitting aid when they gave up, 87% did not use one compared to the EU average of 80%.

		QD12bT Number of aids used to stop smoking (IF 'USED TO SMOKE BUT HAS STOPPED', CODE 2 IN QD1)	
		None	Average
EU27		80%	0.3
Age			
	15-24	87%	0.2
	25-39	80%	0.3
	40-54	77%	0.4
	55 +	80%	0.3
Education (End of)			
	15-	80%	0.3
	16-19	79%	0.3
	20+	80%	0.3
	Still studying	85%	0.3
Self-positioning on the social staircase			
	Low (1-4)	77%	0.3
	Medium (5-6)	80%	0.3
	High (7-10)	80%	0.3

3.4 Motivation to quit

- Personal health is the main motivator to quit -

Personal health is the primary motivator, with around seven out of ten smokers (71%) agreeing that this led them to think about quitting. The incidence of personal health as a motivator is highest among Irish and Finnish smokers, where nine out of ten agreed that it made them think about quitting in the last 12 months. Conversely, the lowest incidence is among Italian smokers, where only 45% felt the same.



Second to personal health is family/partner/friends, with about half agreeing that these people made them think about giving up. The impact of family/partner/friends is greatest in Slovakia, with 80% of smokers agreeing that family/partner/friends led them to think about quitting. The lowest incidence of agreement with family/partner/friends is among Italian smokers (38%).

The price of tobacco is close to family/partner/friends, with 47% agreeing that it made them think about quitting. The incidence of price is highest in Slovakia (76%), Hungary (75%) and Ireland (70%). Whilst it is least motivating in Denmark (22%) and Luxembourg (23%).

Concern for the effect of smoke on non-smokers ranks fourth, with about a third agreeing that this concern led them to think about quitting. Irish, Macedonian and Croatian smokers are most motivated by the impact of their smoking on others with 50% or more agreeing that this led them to think about quitting. Whilst at the other extreme, only 12% of Swedish smokers feel the same.

The advice of a doctor or health professional, society's disapproval of smoking and smoking restrictions in public places are all equally motivating factors that led smokers to think about quitting, with one in five agreeing with each. Smokers in Austria are most motivated by the advice of a doctor or health professional with four in ten agreeing this led them to think about quitting. Those least motivated by the advice of a doctor or health professional are those from Latvia and Lithuania and Croatia; less than 10% in each country agreed the same.

Slovakian and Irish smokers are most influenced by society's disapproval of smoking and by smoking restrictions in public places, with four in ten in each country agreeing that both society's disapproval and smoking restrictions made them think about quitting. Slovenian smokers are the least motivated by society's disapproval, with only one in ten agreeing that this led them to think about quitting.

QD13a. Has any of the following things led you to think about quitting in the last 12 months? – Answer: Yes
(Smokers who have tried quitting in the last 12 months)

Please note that the total amount of unsuccessful quitters per country is very low. We have therefore divided countries into 3 groups: countries with a score significantly higher than the EU average, countries at EU average (not shown below) and countries with a score significantly lower than the EU average

Concern about your personal health		Family/ partner/ friends		The price of tobacco products		Concern about the effect of your smoke on non-smokers	
EU27	71%	EU27	52%	EU27	47%	EU27	35%
Higher than average	Lower than average	Higher than average	Lower than average	Higher than average	Lower than average	Higher than average	Lower than average
IE	LV	SK	IT	SK	DK	IE	SE
FI	CZ	CY	EE	HU	LU	MT	LT
MT	EE	HU	LT	IE	CY	UK	SI
RO	IT	CZ		BG	ES		LU
DK		MK		CZ	FR		EL
SI				PL	EL	MK	BG
ES				RO		TR	
CY				AT	CY (tcc)		
EL				EE			
				LT			
				PT			
				HR			
				MK			
Advice from a doctor or other health professional		Smoking restrictions in public places like bars and restaurants		The society disapproves of smoking		Smoking restrictions at work	
EU27	21%	EU27	20%	EU27	19%	EU27	16%
Higher than average	Lower than average	Higher than average	Lower than average	Higher than average	Lower than average	Higher than average	Lower than average
AT	LT	IE	LT	SK	SI	SK	LT
BG	LV	SK	CY	IE	FR	BE	LV
	EE	BE	SI	BE		CZ	SI
MK	LU	UK	PL	AT			EE
	NL	MK	CY (tcc)	CZ		TR	LU
	HR	HR		HR		HR	

Smoking restrictions at work are slightly less motivational than those in public places, with 16% of smokers agreeing that restrictions at work are a factor. Slovakian smokers agreed most that restrictions at work led them to quit (43%) while less than 10% of smokers in Lithuania, Estonia and Slovenia felt the same.

Warning labels on the tobacco packages are similarly motivational to smoking restrictions at work (14% agree).

A media campaign is the third least likely motivator to quit (11%).

Aids to quitting tend not to be one of the reasons why respondents attempt to give up. The availability of stop-smoking medication (6%) and telephone quitlines (2%) are the lowest mentioned reasons.

- Socio-demographic differences vary by motivating factor -

The socio-demographic differences are dependent upon the factor being considered. The differences of the five most motivating factors are reviewed below.

The primary factor, concern for personal health, is most prevalent among 25 to 54 year olds, those who are well educated and managers. Although also concerned with health, advice from a doctor or health professional is more motivational to a different sub-group, being more frequent among those over 55 years of age, the retired and those from lower social groups.






The second most motivating factor of family/ partner/ friends is most prevalent among 25 to 54 year olds, managers and lower social groups.

The price of tobacco products is most motivational among 40-54 year olds, those who are self-employed, manual workers and students. Whereas those who are most concerned about the effect of their smoke on non-smokers are more likely to be women, the self-employed, house persons and those in lower social groups.

QD13a Has any of the following things led you to think about quitting in the last 12 months?

(IF 'HAS TRIED QUITTING IN THE LAST 12 MONTHS', CODE 1 TO 3 IN QD10)

Answer: Yes

	Concern about your personal health	Family/partner/friends	The price of tobacco products	Concern about the effect of your smoke on non-smokers	Advice from a doctor or other health professional
EU27	71%	52%	47%	35%	21%
Sex					
 Male	70%	53%	45%	30%	20%
 Female	72%	51%	50%	41%	21%
Age					
 15-24	65%	48%	46%	33%	9%
25-39	74%	55%	47%	36%	16%
40-54	75%	57%	54%	37%	24%
55 +	66%	47%	40%	34%	36%
Education (End of)					
 15-	65%	53%	47%	33%	37%
16-19	70%	51%	49%	37%	18%
20+	76%	53%	41%	35%	19%
Still studying	72%	55%	57%	29%	7%
Respondent occupation scale					
 Self-employed	69%	48%	59%	45%	18%
Managers	77%	62%	35%	29%	16%
Other white collars	68%	53%	41%	30%	21%
Manual workers	71%	51%	51%	36%	16%
House persons	68%	54%	48%	46%	20%
Unemployed	71%	49%	47%	35%	22%
Retired	70%	51%	44%	36%	39%
Students	72%	55%	57%	29%	7%
Self-positioning on the social staircase					
Low (1-4)	69%	57%	50%	39%	28%
Medium (5-6)	73%	51%	47%	36%	20%
High (7-10)	70%	53%	46%	29%	16%

Calculating the correlation between the factors mentioned by ex-smokers and smokers shows that successful and unsuccessful quitters are motivated by similar factors (the Pearson correlation rate is equal to 0.97, meaning that the correlation between ex-smokers and smokers for each factor is very high). The main difference between the two groups is that successful quitters (ex-smokers) are motivated by fewer factors (on average 2.3) than unsuccessful quitters (on average 3.2) factors.

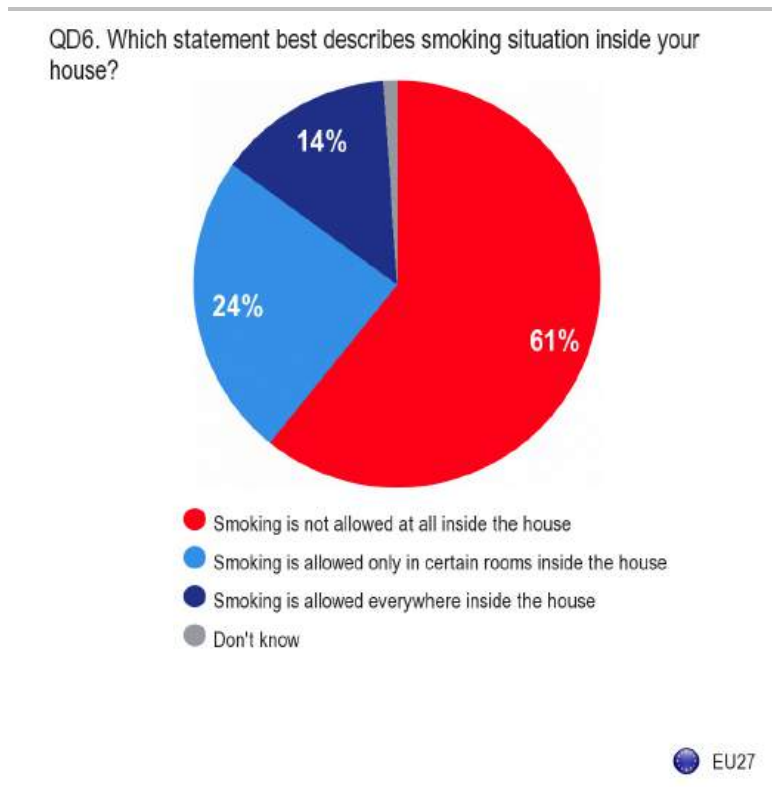
4 EXPOSURE TO SECOND-HAND SMOKE

4.1 Exposure to tobacco smoke in private settings

4.1.1 Smoking in the house

- 38% of EU citizens allow smoking inside the home -

Smoking in the home is allowed by four in ten EU citizens. Of those who do allow it, the majority restrict it to certain rooms in the house. One in seven EU citizens allow smoking anywhere in their homes.

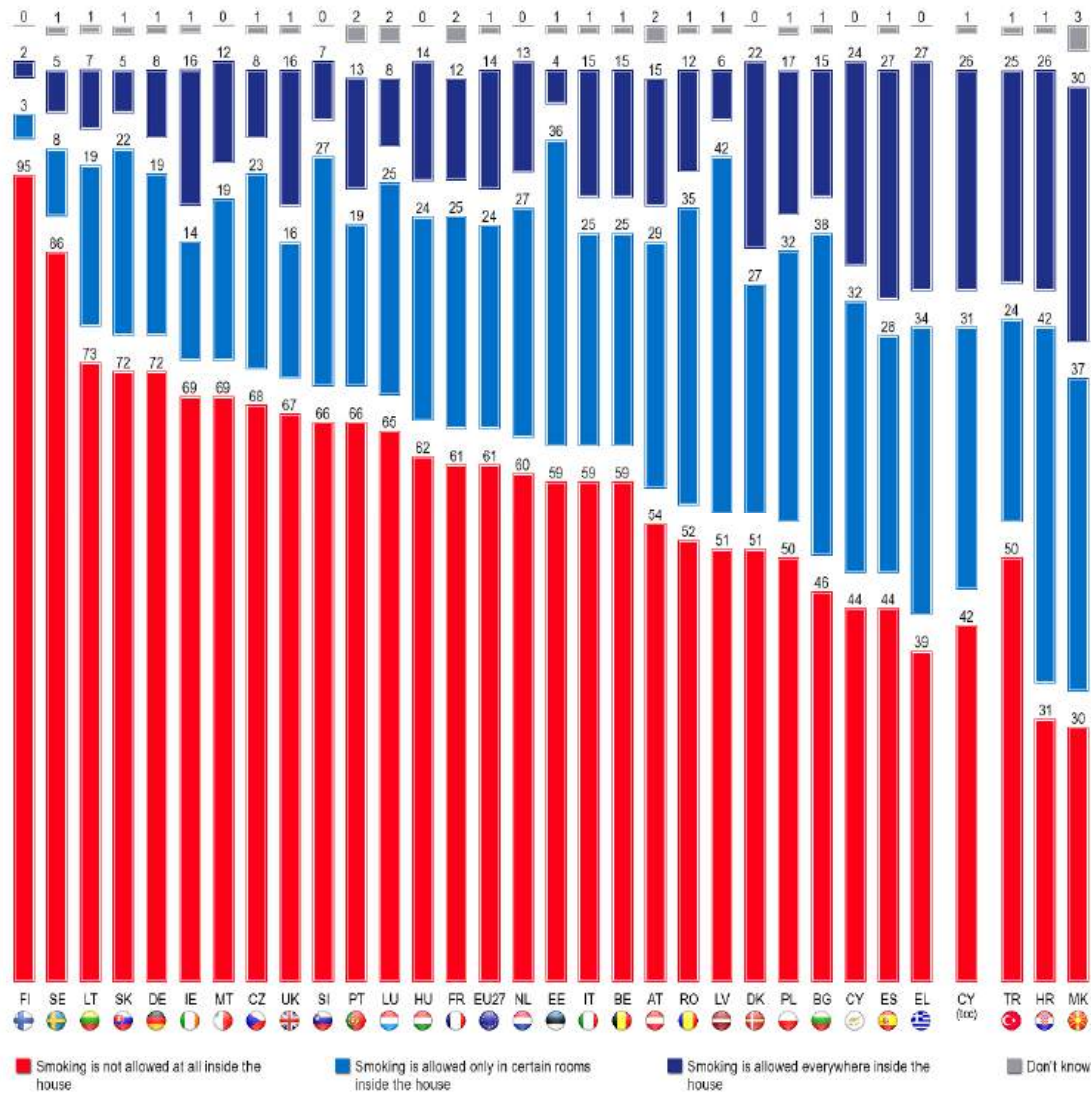


The level of smoking permissiveness is correlated with the proportion of smokers in a given country. Indeed, the proportion of non-smokers is correlated with the percentage who do not allow smoking anywhere in the house (the Pearson correlation rate between the variables "non-smokers" and "not allowing smoking anywhere in the house" is equal to 0.77, meaning that these two variables have a strong tendency to evolve in the same way).

- The most permissive countries are those with the highest rates of smoking -

In the most permissive Greece, Spain and Cyprus and all of the non-EU countries (Croatia, Turkey and the Former Yugoslav Republic of Macedonia), at least one in four allow smoking everywhere in the house. Notably, among these countries are some of the highest consumers of manufactured cigarettes; specifically Greece and all of the non-EU countries. This is also the case in the Turkish Cypriot Community.

QD6. Which statement best describes smoking situation inside your house?



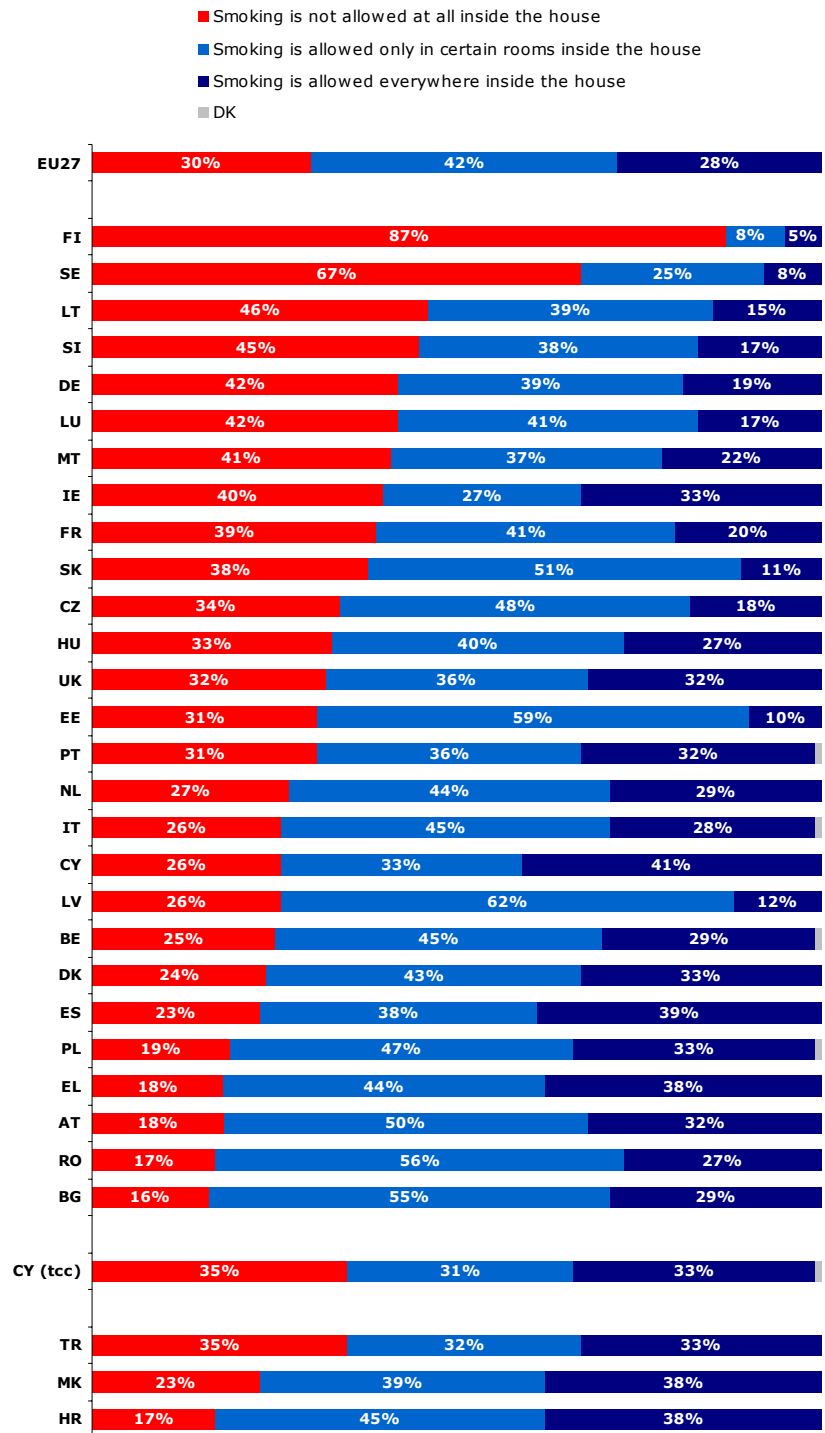
Finnish and Swedish respondents are the strictest about smoking in their homes, with 95% and 86% respectively not allowing smoking in the home at all.

Allowing smoking in limited parts of the house is most prevalent in Latvia and Croatia, 42% in each country. Followed by Bulgaria (38%), Estonia (36%), Romania (35%) and Greece (34%) and the Former Yugoslav Republic of Macedonia (37%).

- Finnish and Swedish smokers are least permissive of smoking in the house -

Smokers are more permissive of smoking inside the house with 70% of smokers allowing smoking somewhere inside the house and only 30% not allowing it anywhere inside the house. Finnish and Swedish smokers are the most notable exceptions to this average, with 87% and 67% respectively not allowing smoking anywhere inside the house.

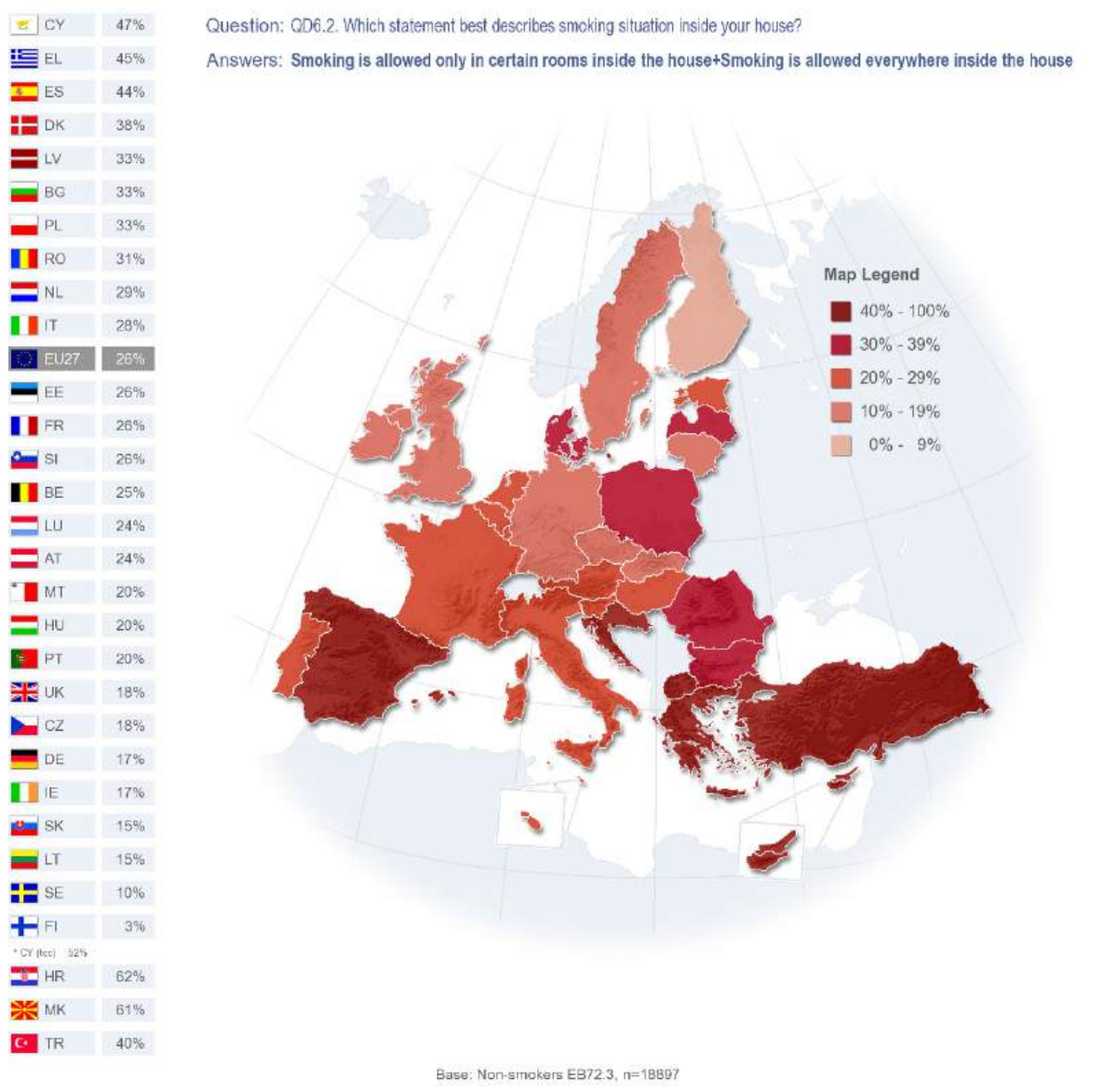
**QD6.1 Which statement best describes smoking situation inside your house?
Smokers**



Base: Smokers EB72.3, n=7852. Warning: In some countries, bases are very low.

- A quarter of non-smokers are exposed to tobacco smoke at home -

Among non-smokers, about one in four allow smoking in their homes and consequently they have the potential to become passive smokers. Within the EU, non-smokers are the most permissive in Cyprus, Greece and Spain, where four to five out of ten non-smokers are allowing smoking in their homes. However, in all of the non-EU countries non-smokers are more permissive than the EU average, with six out of ten allowing smoking in their homes in Croatia and the Former Yugoslav Republic of Macedonia and four out of ten allowing it in Turkey.



- Those who smoke themselves tend to allow smoking in the home -

The main difference between those who allow smoking in the house and those who do not appears to be whether they smoke or not themselves. Those who allow smoking anywhere in the house tend to be smokers whereas those who do not allow it tend to be those who have never smoked. Those who have given up smoking appear to be more tolerant of smoke in their homes than those who have never smoked and allow it in restricted rooms in the house.

Demographically, those who allow smoking throughout the house are from lower social group and are from single person households. Those who do not allow smoking in the house tend to be from higher social groups and from households of four or more people. Those where smoking is restricted to certain rooms are also from lower social groups with households around three people in size.

QD6.2 Which statement best describes smoking situation inside your house?

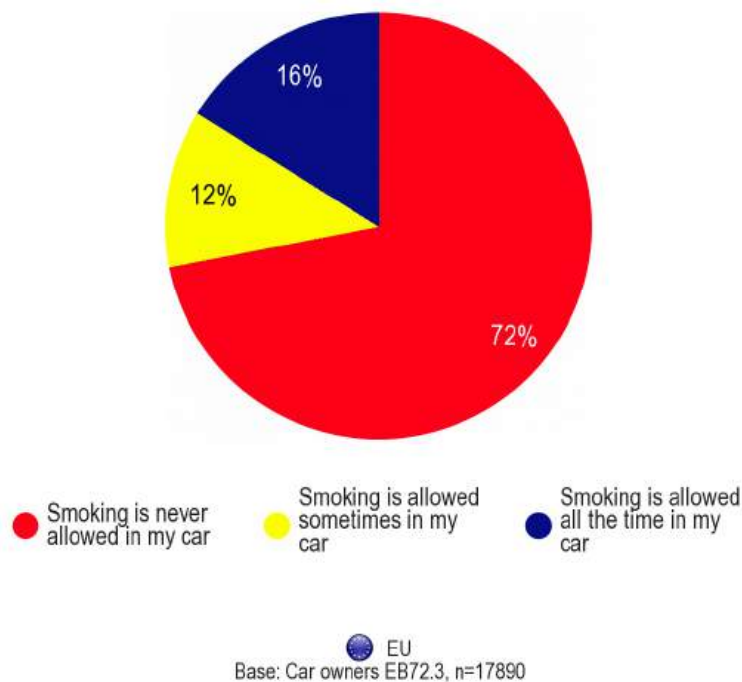
	Smokers			Ex-smokers			Non-smokers		
	Smoking is not allowed at all inside the house	Smoking is allowed only in certain rooms inside the house	Smoking is allowed everywhere inside the house	Smoking is not allowed at all inside the house	Smoking is allowed only in certain rooms inside the house	Smoking is allowed everywhere inside the house	Smoking is not allowed at all inside the house	Smoking is allowed only in certain rooms inside the house	Smoking is allowed everywhere inside the house
EU27	30%	42%	28%	70%	20%	9%	73%	17%	9%
Sex									
Male	32%	39%	29%	70%	19%	10%	74%	16%	9%
Female	28%	46%	26%	71%	20%	8%	73%	17%	8%
Household composition									
1	14%	40%	46%	65%	19%	14%	71%	15%	12%
2	29%	43%	28%	69%	20%	10%	73%	17%	9%
3	34%	45%	21%	72%	20%	7%	73%	19%	7%
4+	41%	40%	19%	75%	18%	6%	76%	16%	7%
Self-positioning on the social staircase									
Low (1-4)	24%	41%	35%	62%	23%	14%	67%	21%	11%
Medium (5-6)	32%	42%	26%	70%	20%	9%	73%	17%	9%
High (7-10)	32%	44%	23%	75%	16%	8%	77%	14%	8%

4.1.2 Smoking in the car

- Three out of ten car owners allow smoking in the car -

Amongst those who have a car, the majority (seven out of ten) do not allow smoking in it at any time. Of the remainder, 12% permit smoking in the car sometimes and 16% allow it all the time.

QD7.1. Do you allow smoking in your car?

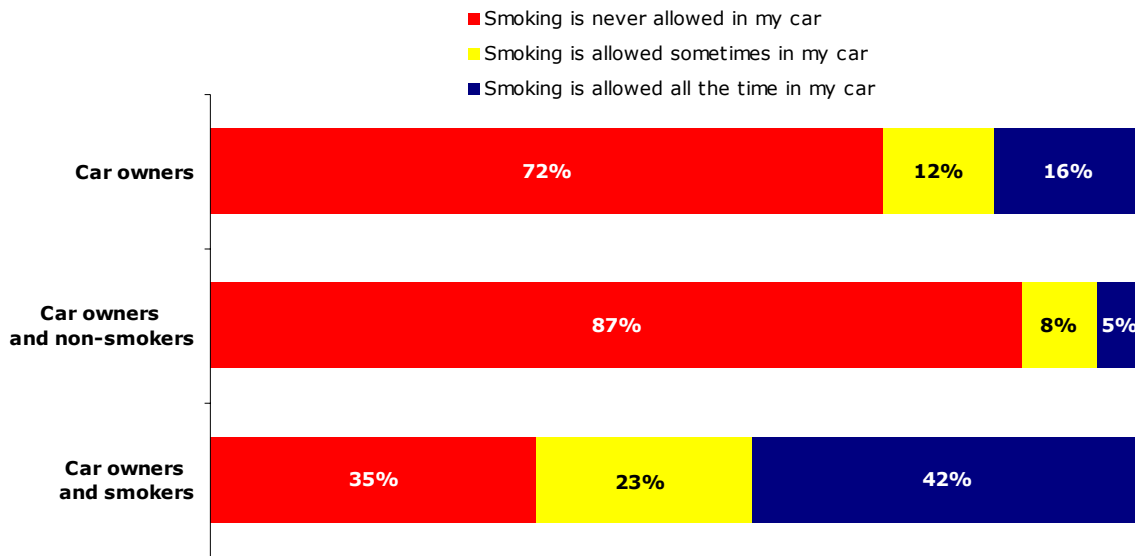


The Swedish and the Finnish are the least permissive, with nine out of ten not allowing smoking in their cars at anytime. The Slovenians and the Germans are the next most strict with 84% and 83% respectively not allowing smoking in the car. Conversely, the Greeks, Bulgarians and Macedonians are the most permissive with 62% 57% and 52% respectively allowing smoking sometimes or all the time in the car. Those from Spain, Romania and Cyprus, and the Former Yugoslav Republic of Macedonia also allow smoking in the car more than others, with between 46% and 40% permitting smoking sometimes or always.

- Smokers tend to allow smoking in their cars -

The key difference between those who allow smoking in the car and those who do not is dependent on their personal smoking behaviour. About two thirds of those who currently smoke permit smoking in the car (either sometimes or all the time), while 13% of non-smokers are accepting of smoking in their car although they do not smoke themselves. The majority of non-smokers (87%) never allow smoking in their car. Only a third of smokers (35%) claim they do not allow smoking in their car.

QD7 Do you allow smoking in your car?



Base: Car owners EB72.3, n=17890;
 Car owners and non-smokers EB72.3, n=12590;
 Car owners and smokers EB72.3, n= 5278.

4.2 Exposure to tobacco smoke in public settings

At the time the survey was conducted, Ireland and the UK had a total smoking ban in all workplaces and public places. In Italy, Malta, Sweden, Latvia, Finland, Slovenia, France and The Netherlands, smoking in public places was allowed only in separate smoking rooms. The other EU Member States offered a partial protection to non-smokers in public settings.

4.2.1 In bars and restaurants

There appears to be a greater incidence of people smoking inside bars as opposed to eating establishments. Among those who visited bars and eating establishments in the past 6 months, 45% recall that people were smoking inside the bar they visited versus 30% recalling the same about an eating establishment.

- The incidence of smoking is lowest in countries with the strictest bans -

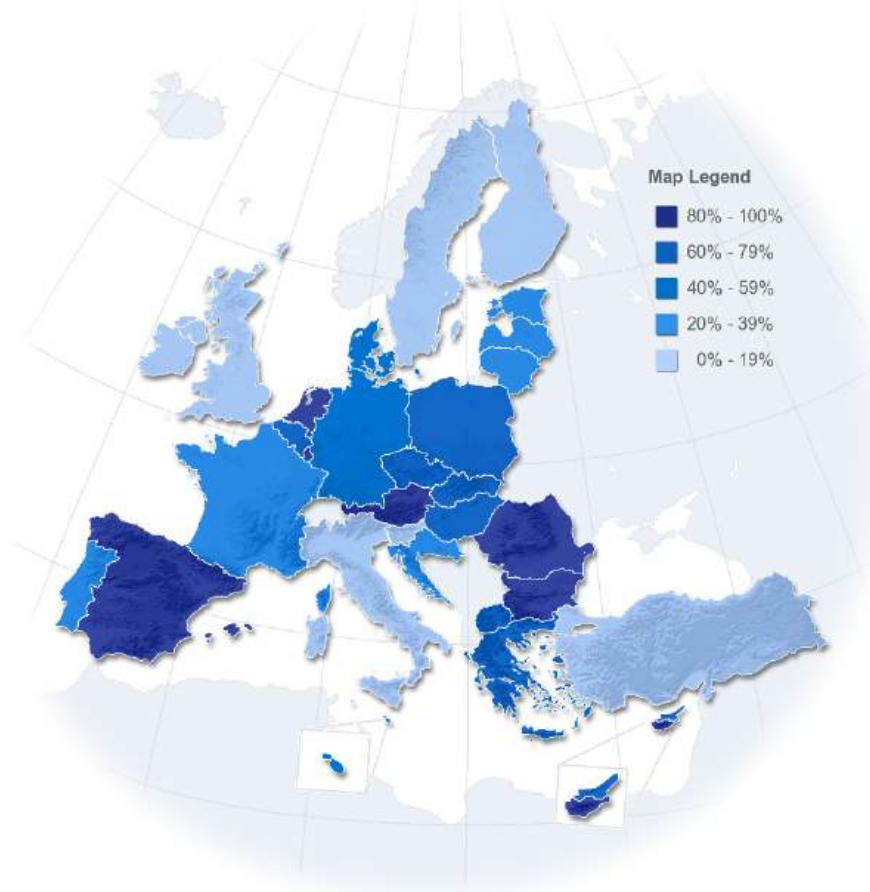
The incidence of smoking in bars is lowest in Ireland, the UK, Slovenia, Sweden, Italy and Finland where 15% or less claimed that anyone was smoking the last time they visited a bar. In contrast, in Cyprus, Bulgaria and Spain the incidence of smoking in bars was the highest with 98%, 94% and 93% remembering that someone was smoking the last time they were in a bar. Those countries where the incidence of smoking is lowest have the strictest smoking restrictions..

CY	98%
BG	94%
ES	93%
NL	87%
AT	86%
LU	80%
RO	80%
HU	79%
BE	79%
CZ	78%
EL	78%
SK	65%
PL	60%
* MT	51%
DE	49%
EU27	45%
DK	42%
PT	39%
LV	35%
FR	21%
EE	20%
LT	20%
FI	15%
IT	13%
SE	12%
SI	11%
UK	10%
IE	6%
* CY (Rec)	70%
MK	72%
HR	38%
TR	18%

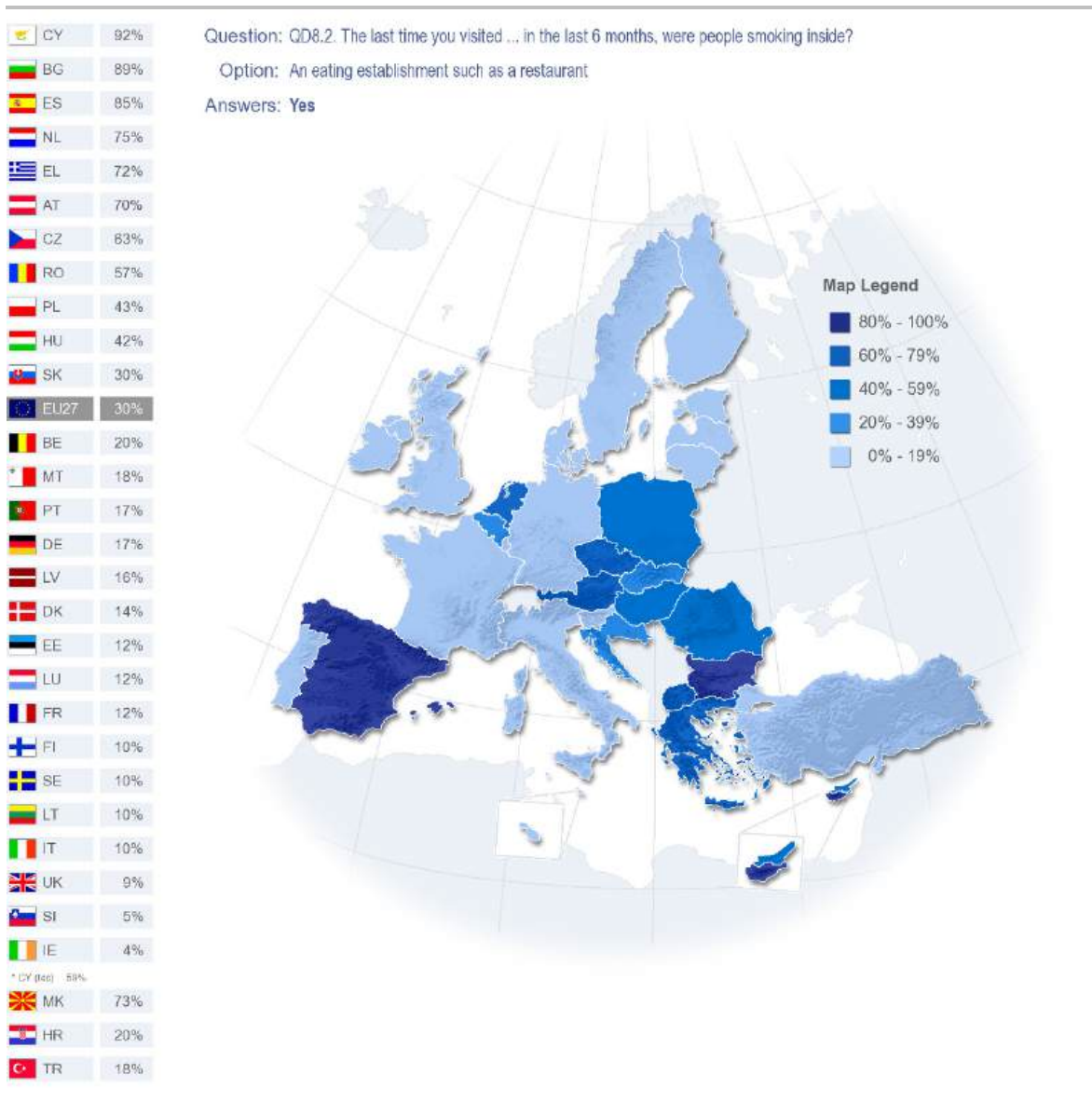
Question: QD8.1. The last time you visited ... in the last 6 months, were people smoking inside?

Option: A drinking establishment such as a bar

Answers: Yes



The incidence of smoking in eating establishments is lowest in Ireland, Slovenia, the UK, Italy, Lithuania, Sweden and Finland, where at least nine out of ten did not experience smoking on their last visit to an eating establishment. The reverse is the case in Cyprus, Bulgaria and Spain where the incidence of smoking in an eating establishment is highest and around nine out of ten experienced smoking on their last visit. As with the incidence of smoking in bars, the incidence of smoking in eating establishments is lower in countries that have the strictest smoking restrictions.



- *Smokers appear to choose smoking venues* -

There are socio-demographic similarities between those who recall that people were smoking inside the bar and those who recall that people were smoking inside an eating establishment. The main socio-demographic trends are related to smoking behaviour. Smokers tend to experience smoke in bars and eating establishments more than ex-smokers and those who have never smoked. It is likely that in countries where it is still possible to smoke in public, smokers are choosing venues where they can do so and conversely many non-smokers are consciously avoiding such places, hence the trend in the data.

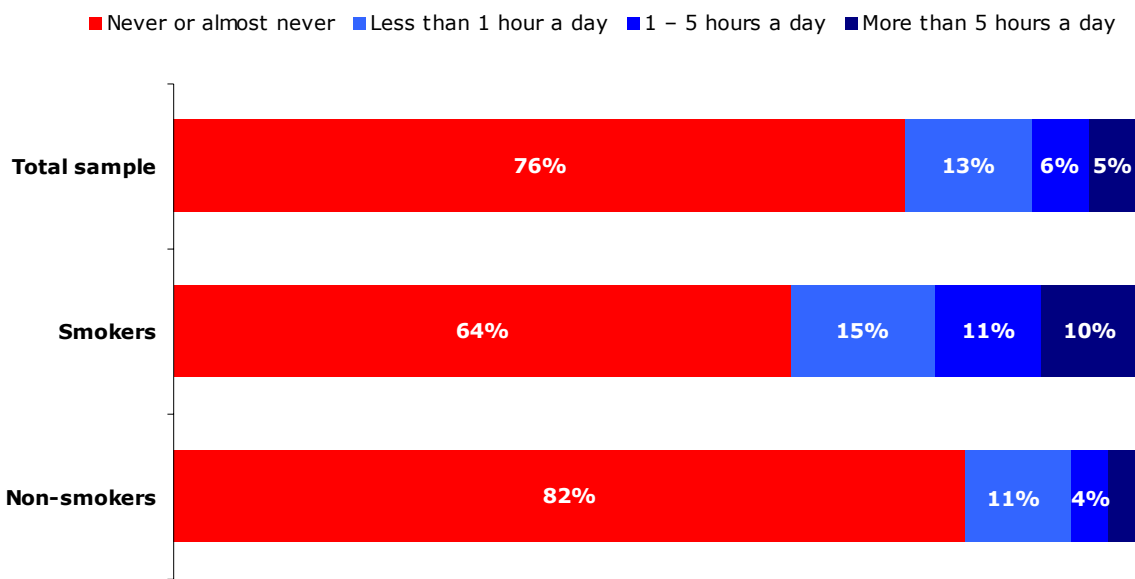
4.2.2 Exposure to tobacco smoke at work

- A quarter of EU citizens are exposed to tobacco smoke at work -

Among those who work indoors, a quarter is exposed to tobacco smoke indoors at their workplace. About one in ten are exposed to less than an hour a day. One in twenty is exposed to between one and five hours per day while the remaining one in twenty is exposed to more than five hours of tobacco smoke per day at work.

The number of hours of exposure to tobacco smoke in the workplace is largely determined by smoking behaviour, as with exposure to smoke in private and other public settings. Non-smokers tend to be exposed to tobacco smoke at work less frequently (3% more than 5 hours per day, 4% 1-5 hours per day and 11% less than 1 hour per day) than smokers (10% more than 5 hours per day, 11% 1-5 hours per day and 15% less than 1 hour per day). It seems that, at work, smokers form a separate group by the mere fact of smoking together and, when smoking is forbidden at work, by going outside together for the purpose of smoking. As they smoke in group, it may be that there is a social incentive to take a smoking break, so that they smoke even more at work. This is why we can speak of specific group exposure to smoke at work for smokers themselves.

QD9 How often are you exposed to tobacco smoke indoors at your workplace?



Base: Total sample EB72.3, n=12764; Smokers EB72.3, n=4271; Non-smokers EB72.3, n=8470. Please note that answers 'Don't know' and 'Non applicable' have been excluded from this analysis.

In Sweden, respondents are exposed to the least smoke in the workplace, with 96% stating that they are never or almost never exposed to smoke indoors at work. Respondents are exposed to relatively little smoke at work in Finland, the UK, Denmark and Slovenia with 89% or 88% of respondents stating that they are never or almost never exposed to smoke indoors at work.






- Greek employees are exposed to the most tobacco smoke at work -

Respondents in Greece are clearly exposed to the most smoke at work, with 17% being exposed for more than one hour per day and 19% being exposed for more than five hours per day. Respondents from Cyprus, Austria, Hungary, Romania, Bulgaria, Poland, Spain and the Former Yugoslav Republic of Macedonia also experience relatively high levels of smoking at work with 20% or more being exposed to more than one hour of tobacco smoke per day.

Socio-demographically, the characteristics that differentiate those never exposed to smoke at work from those exposed to smoke at work are linked to smoking status. The socio-demographics of gender, age, education and social group vary in correspondence with the smoker and non-smoker profiles. For example, those never exposed to smoke at work reflect the non-smoker profile, being female, older, more highly educated and in higher social groups. Inversely – as is the case with smokers – those heavily exposed to tobacco smoke are more likely to be male, younger, poorly educated and in lower social groups.

QD9 How often are you exposed to tobacco smoke indoors at your workplace?

(IF 'CURRENTLY WORK', CODE 5 TO 18 IN D15a)

	Never or almost never	Less than 1 hour a day	1 – 5 hours a day	More than 5 hours a day
EU27	76%	13%	6%	5%
Sex				
 Male	72%	14%	8%	6%
 Female	82%	10%	5%	3%
Age				
 15-24	67%	14%	11%	8%
25-39	74%	14%	6%	6%
40-54	79%	11%	6%	4%
55 +	81%	12%	4%	3%
Education (End of)				
 15-	70%	16%	8%	6%
16-19	75%	13%	6%	6%
20+	80%	12%	5%	3%
Respondent occupation scale				
 Self- employed	76%	10%	8%	6%
Managers	87%	8%	3%	2%
Other white collars	79%	13%	5%	3%
Manual workers	71%	14%	8%	7%
Self-positioning on the social staircase				
Low (1-4)	69%	15%	8%	8%
Medium (5-6)	76%	13%	6%	5%
High (7-10)	80%	11%	6%	3%

Please note that answers 'Don't know' and 'Non applicable' have been excluded from this analysis.

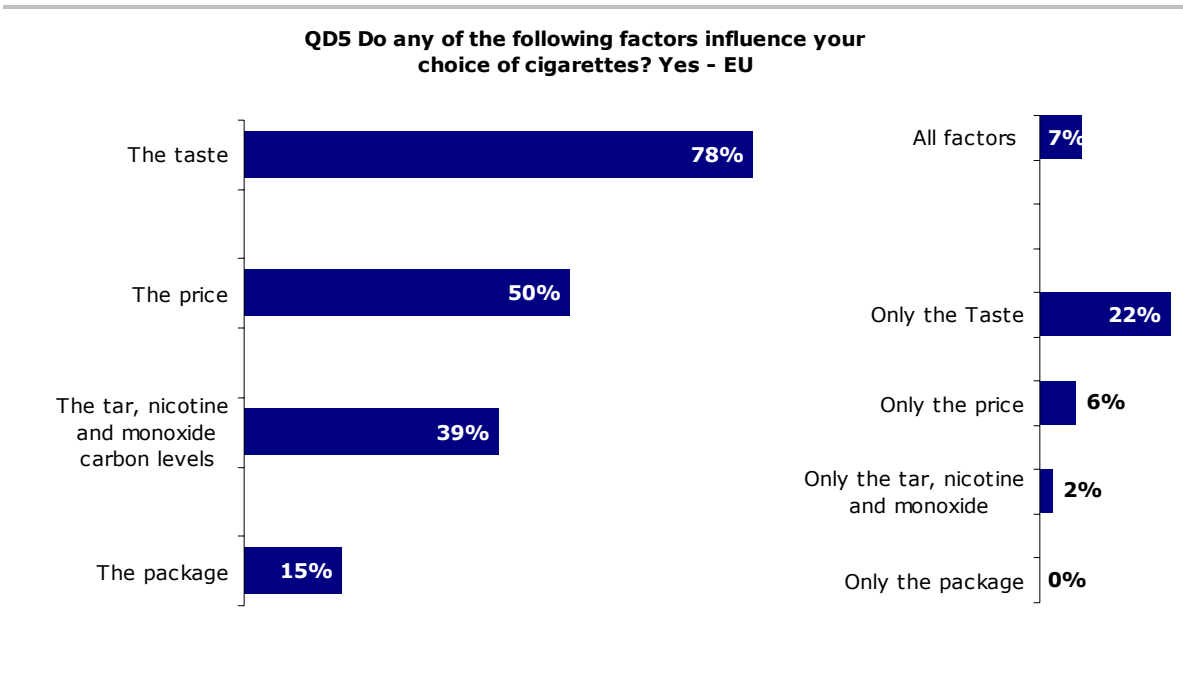
5 PERCEPTIONS OF CIGARETTES

5.1 Factors influencing choice

- Taste influences cigarette choice most; followed by price -

Of the four factors questioned about, EU smokers believe that taste is the most influential factor with almost eight in ten claiming this influences their choice. Price ranks second, followed by the levels of tar, nicotine and carbon monoxide. The package is the least influential factor, with one in seven smokers claiming that it impacts their choice.

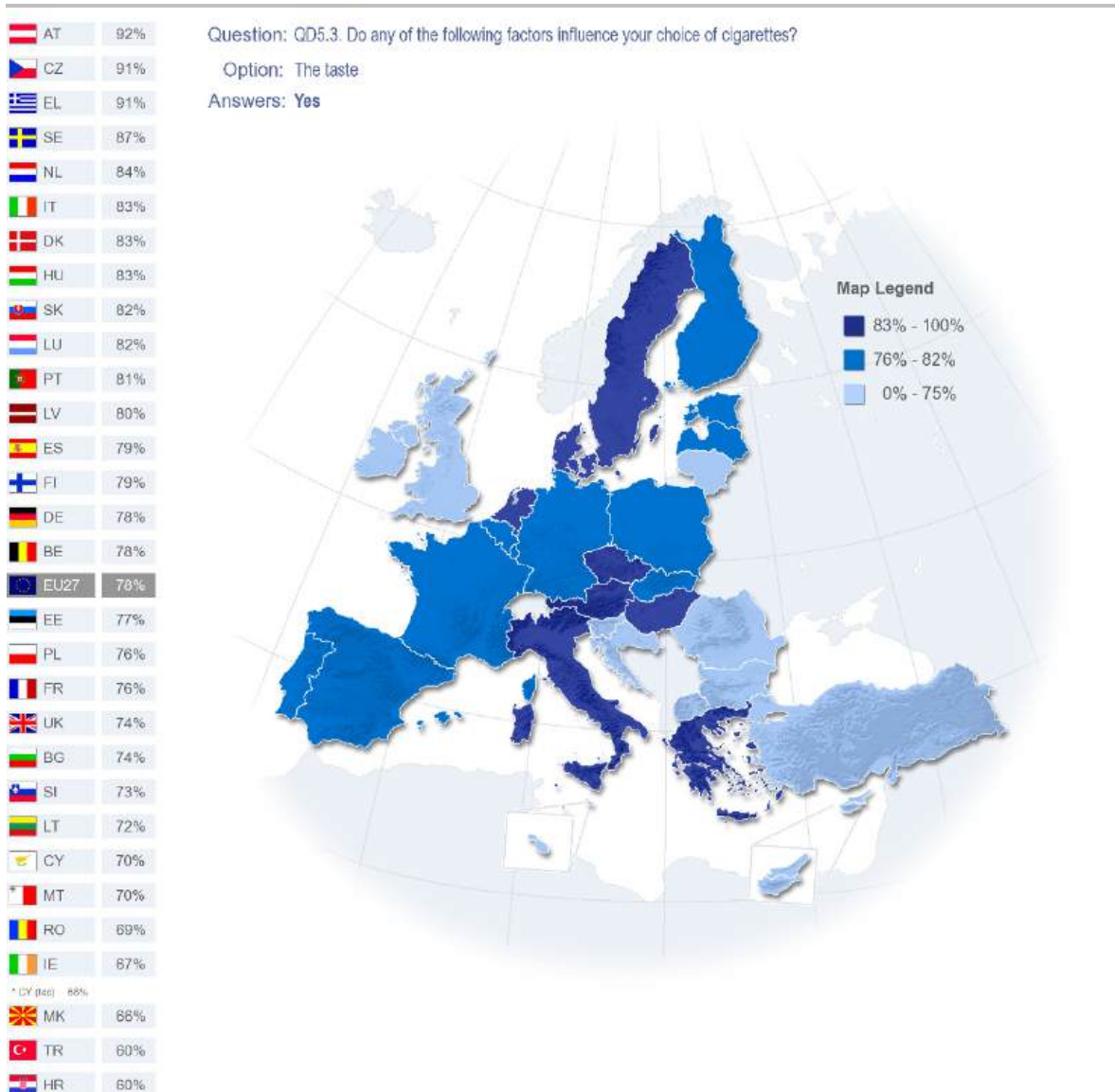
Almost a quarter of EU smokers (22%), feel that taste is the only factor that influences their choice of cigarette and nothing else. Whilst only 6% of smokers feel that price is the only factor that influences them and even fewer (2%) feel that the tar, nicotine and carbon monoxide levels are the only factor. No one is influenced by the package alone. Conversely, the cigarette choice for 7% of smokers is influenced by all four of the factors listed.



5.1.1 The taste

Across all countries, taste is clearly the most important factor influencing cigarette choice of the four factors listed.

In Austria, the Czech Republic and Greece, this is most apparent, with nine out of ten agreeing that taste is influential in their cigarette choice.



Base: Cigarettes Smokers EB72.3 n=7637. Given the small country bases, we have divided countries into three groups: Countries with a score that is significantly higher than the EU average (83-100%) / Countries at EU average (76-82%) / Countries with a score that is significantly lower than the EU average (0-75%).

Conversely, taste is least influential in Croatia and Turkey with six out of ten agreeing that it influences their choice. Nevertheless, in these two countries, there are no other factors that smokers agreed with more strongly than taste.

There are few socio-demographic distinctions about those who feel that taste is an influential factor in cigarette choice. The only feature is that more white collar workers (both 'managers' and 'other white collar workers') than others agree more strongly that taste is influential over their cigarette choice; this is probably a reflection of the relative affluence of these occupations which enables them to be more discerning on aspects other than price, unlike other occupations.

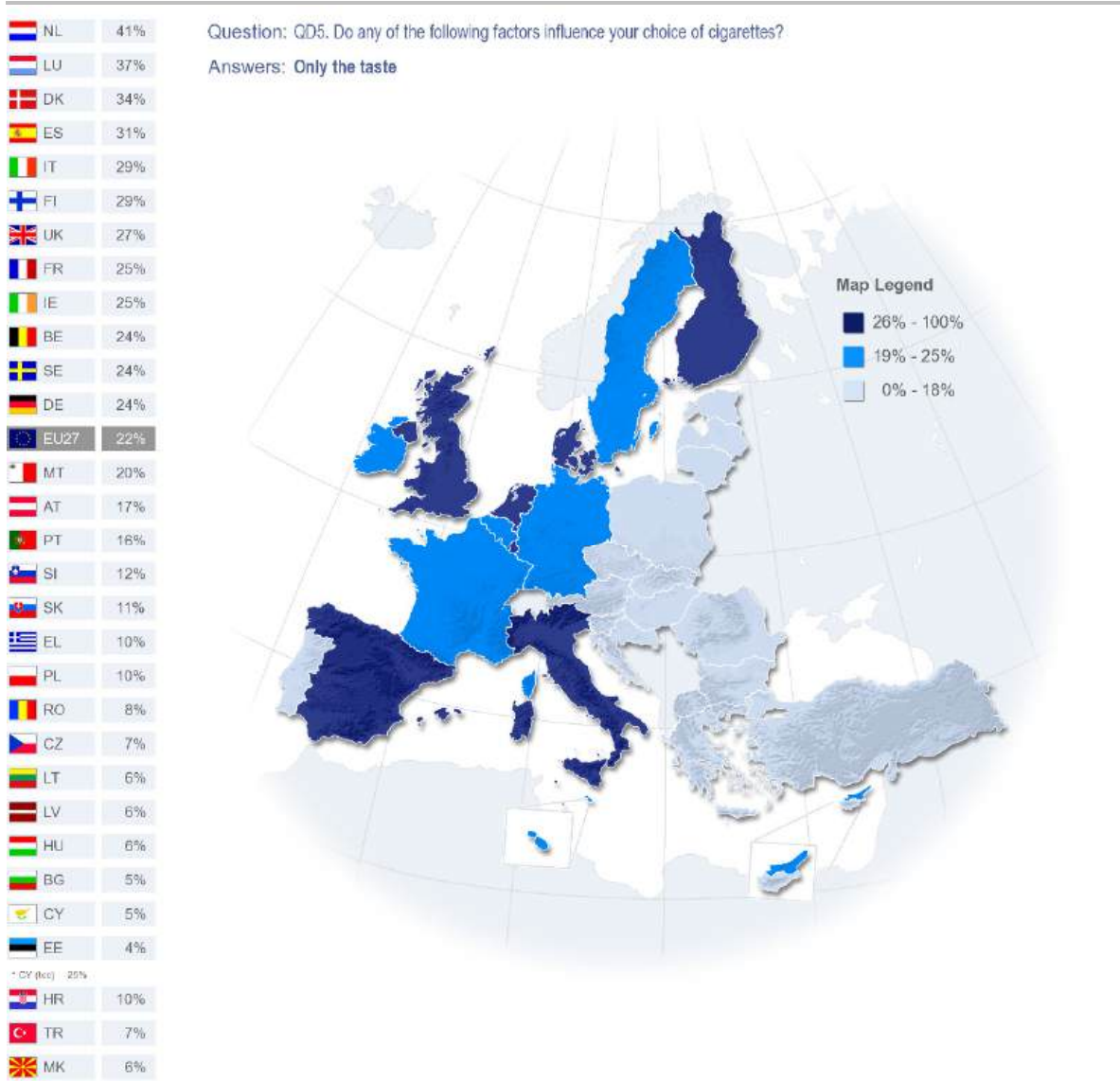
QD5.3 Do any of the following factors influence your choice of cigarettes?

The taste

(IF 'CIGARETTES SMOKER', CODE 1 OR 2 IN QD3a1 OR code 1 OR 2 IN QD3a2)

	Yes	No	DK
EU27	78%	21%	1%
Respondent occupation scale			
Self- employed	81%	18%	1%
Managers	83%	17%	0%
Other white collars	84%	16%	0%
Manual workers	79%	20%	1%
House persons	71%	28%	1%
Unemployed	77%	22%	1%
Retired	76%	23%	1%
Students	74%	26%	0%

Interestingly, it is the more affluent countries in which taste is the only factor influencing cigarette choice. The Balkans and other south eastern countries exhibit the lowest proportions of smokers who are influenced by taste alone, in these countries price also plays a role. Whereas, in the more prosperous northern/ north western countries more smokers are influenced by taste alone.

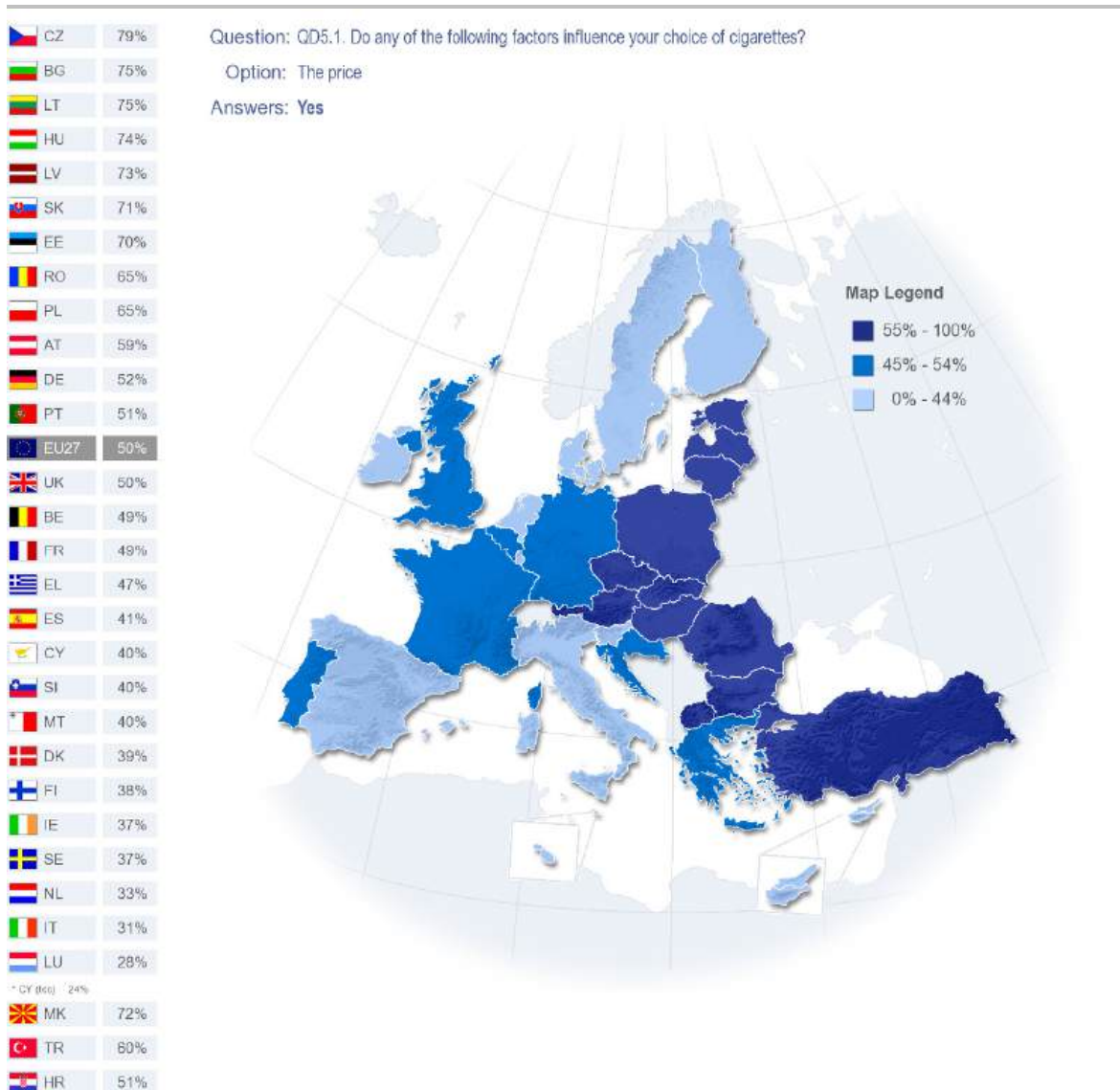


Base: Cigarettes Smokers EB72.3 n=7637. Given the small country bases, we have divided countries into three groups: Countries with a score that is significantly higher than the EU average (26-100%)/ Countries at EU average (19-25%) / Countries with a score that is significantly lower than the EU average (0-18%).

5.1.2 The price

- In some countries price is at parity or more important than taste -

Fifty percent of smokers claim that price influences their choice of cigarette. However, this level of influence varies considerably between countries and in Bulgaria, Lithuania, Romania, Turkey and the Former Yugoslav Republic of Macedonia it is at parity or more important than taste.



Base: Cigarettes Smokers EB72.3 n=7637. Given the small country bases, we have divided countries into three groups: Countries with a score that is significantly higher than the EU average (55-100%)/ Countries at EU average (45-54%) / Countries with a score that is significantly lower than the EU average (0-44%).

In the Czech Republic, Bulgaria, Lithuania, Hungary, Latvia, Slovakia and Estonia and the Former Yugoslav Republic of Macedonia, more than 70% of smokers believe that price influences their choice of cigarette. Conversely, in the Netherlands, Italy and Luxembourg only a third or less is influenced by price.

Not surprisingly, younger smokers are more influenced by price than older people, (15-24 year olds 55% versus over 55 years 47%), the unemployed (66%) more than white collar workers (managers 35% and other white collar workers 46%) and those from lower social groups more than those from higher social groups (66% of groups 1-4 versus 49% of groups 5-6 and 39% of groups 7-10).

QD5.1 Do any of the following factors influence your choice of cigarettes?

The price

(IF 'CIGARETTES SMOKER', CODE 1 OR 2 IN QD3a1 OR code 1 OR 2 IN QD3a2)

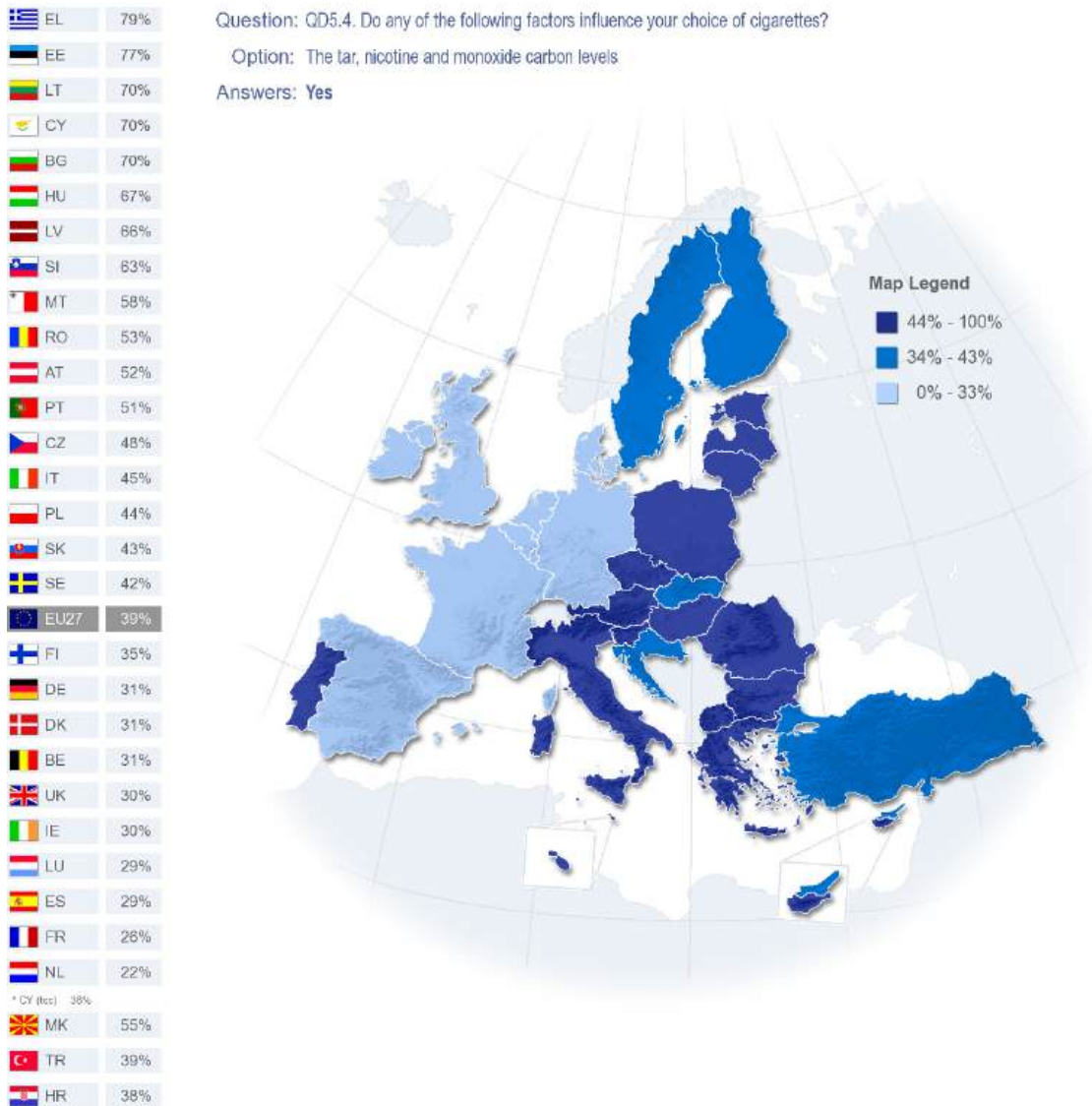
	Yes	No	DK
EU27	50%	49%	1%
Age			
15-24	55%	45%	0%
25-39	51%	48%	1%
40-54	49%	50%	1%
55 +	47%	52%	1%
Respondent occupation scale			
Self- employed	34%	64%	2%
Managers	35%	64%	1%
Other white collars	46%	53%	1%
Manual workers	54%	45%	1%
House persons	55%	44%	1%
Unemployed	66%	34%	0%
Retired	48%	51%	1%
Students	53%	47%	0%
Self-positioning on the social staircase			
Low (1-4)	66%	33%	1%
Medium (5-6)	49%	50%	1%
High (7-10)	39%	61%	0%
Difficulties paying bills			
Most of the time	73%	27%	0%
From time to time	54%	45%	1%
Almost never/ never	43%	57%	0%

5.1.3 The tar, nicotine and carbon monoxide levels

About four in ten smokers agree that the tar, nicotine and carbon monoxide levels influence their choice of cigarette.

Greek, Estonian, Bulgarian, Cypriot and Lithuanian smokers appear to be more influenced by tar, nicotine and carbon monoxide levels than smokers from other countries, with at least seven in ten agreeing that these levels influenced their choice of cigarette. The influence of these levels is at least equal to the influence of taste or price in these countries and in some the influence of tar, nicotine and carbon monoxide is even greater. In Bulgaria and Latvia, tar, nicotine and carbon monoxide levels are equally as influential as price and taste, with 70% or more being influenced by each. In Estonia, Greece and Cyprus, price is the least important, and tar, nicotine and carbon monoxide levels are either equally important to taste or second to taste.




Tar, nicotine and carbon monoxide levels are least influential in the Netherlands and France, where only 22% and 26% of smokers claim that they influence their choice of cigarette.



Base: Cigarettes Smokers EB72.3 n=7637. Given the small country bases, we have divided countries into three groups: Countries with a score that is significantly higher than the EU average (44-100%)/ Countries at EU average (34-43%) / Countries with a score that is significantly lower than the EU average (0-33%).

Socio-demographically, those most influenced by tar, nicotine and carbon monoxide levels are women as opposed to men (43% women versus 36% men), those with higher education (completed their education over 20 years of age, 44%), house persons (43%), self-employed (44%) and white collar workers (43% managers, 44% other white collar workers).

**QD5.4 Do any of the following factors influence your choice of cigarettes?
The tar, nicotine and monoxide carbon levels
(IF 'CIGARETTES SMOKER', CODE 1 OR 2 IN QD3a1 OR code 1 OR 2 IN
QD3a2)**

	Yes	No	DK
EU27	39%	59%	2%
Sex			
 Male	36%	62%	2%
Female	43%	55%	2%
Education (End of)			
15-	33%	65%	2%
 16-19	39%	59%	2%
20+	44%	55%	1%
Still studying	38%	60%	2%
Respondent occupation scale			
Self- employed	44%	54%	2%
Managers	43%	56%	1%
Other white collars	44%	54%	2%
 Manual workers	36%	62%	2%
House persons	43%	54%	3%
Unemployed	34%	65%	1%
Retired	38%	60%	2%
Students	38%	60%	2%

5.1.4 The package

The package appears to be the least influential factor of the four discussed, with only one in seven agreeing that the package influenced their choice.

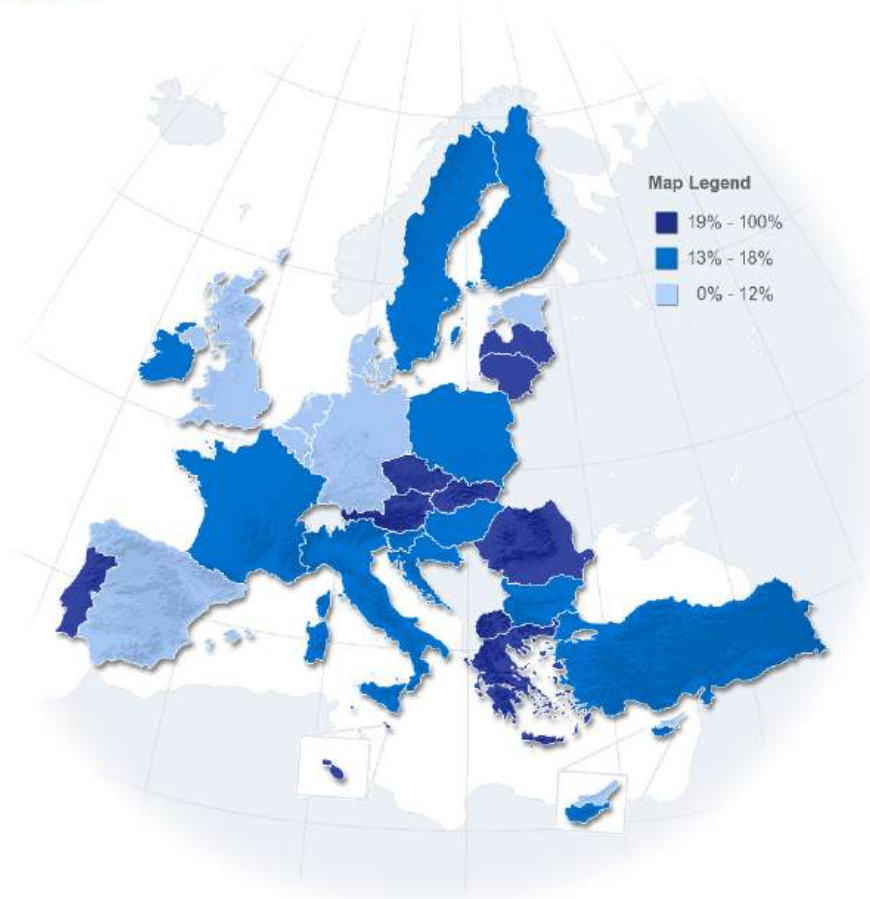
Slovakian, Czech and Latvian smokers are the most influenced by the package, with 42%, 34% and 30% respectively from each country agreeing that the package influences their choice of cigarettes. Whilst those in the Netherlands, Denmark, Belgium, Spain, Germany and Luxembourg are the least influenced by the cigarette package (one in ten or less are influenced by the cigarette package).

	SK	42%
	CZ	34%
	LV	30%
	MT	25%
	EL	21%
	AT	20%
	PT	19%
	LT	19%
	RO	19%
	PL	18%
	IT	18%
	SE	17%
	FI	17%
	HU	17%
	FR	16%
	IE	15%
	EU27	15%
	BG	14%
	SI	13%
	CY	13%
	EE	12%
	UK	12%
	DK	10%
	BE	10%
	ES	10%
	DE	10%
	LU	10%
	NL	5%
	MK	27%
	TR	16%
	HR	16%

Question: QD5.2. Do any of the following factors influence your choice of cigarettes?

Option: The package

Answers: Yes



Base: Cigarettes Smokers EB72.3 n=7637. Given the small country bases, we have divided countries into three groups: Countries with a score that is significantly higher than the EU average (19-100%)/ Countries at EU average (13-18%) / Countries with a score that is significantly lower than the EU average (0-12%).

In terms of socio-demographics, those claiming to be influenced by the pack are more likely to be 15-24 years (18% compared to 13% among over 40 year olds) and from the lower social groups (18% compared to 14% in middle and higher groups).

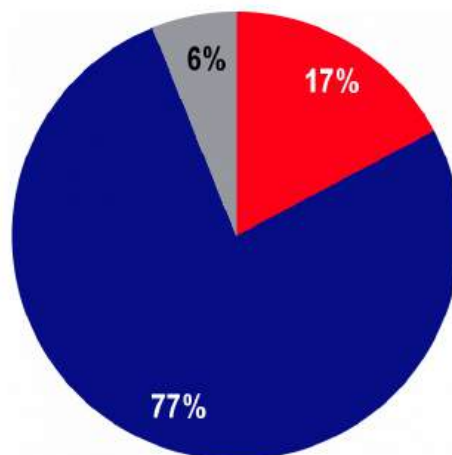
5.2 Harmful effects

5.2.1 Are all cigarettes equally harmful?

- One in five EU citizens believe that some cigarettes are less harmful than others -

17% of EU citizens believe that some cigarettes are less harmful than others. A small proportion (6%) does not know whether there is a difference between cigarettes and so feel unable to say whether they are equally harmful or not. Slightly over three quarters of EU citizens believe that all cigarettes are equally harmful.

QD14. Do you think that some types of cigarettes are less harmful than other types, or are all cigarettes equally harmful?



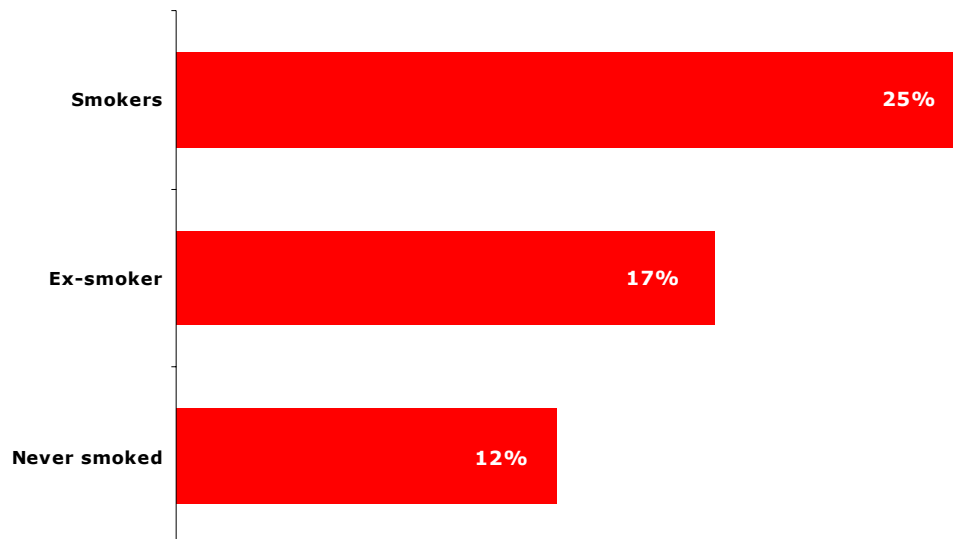
- Some are less harmful
- All are equally harmful
- Don't know

EU27

- More smokers than non-smokers believe that some cigarettes are less harmful than others -

Smokers are more likely than others to believe that some cigarettes are less harmful than others; with a quarter of current smokers agreeing with this statement. 17% of those who have stopped smoking still believe that some cigarettes are less harmful than others. Those who have never smoked are the least likely to believe that some cigarettes are less harmful than others with only 12% believing the same.

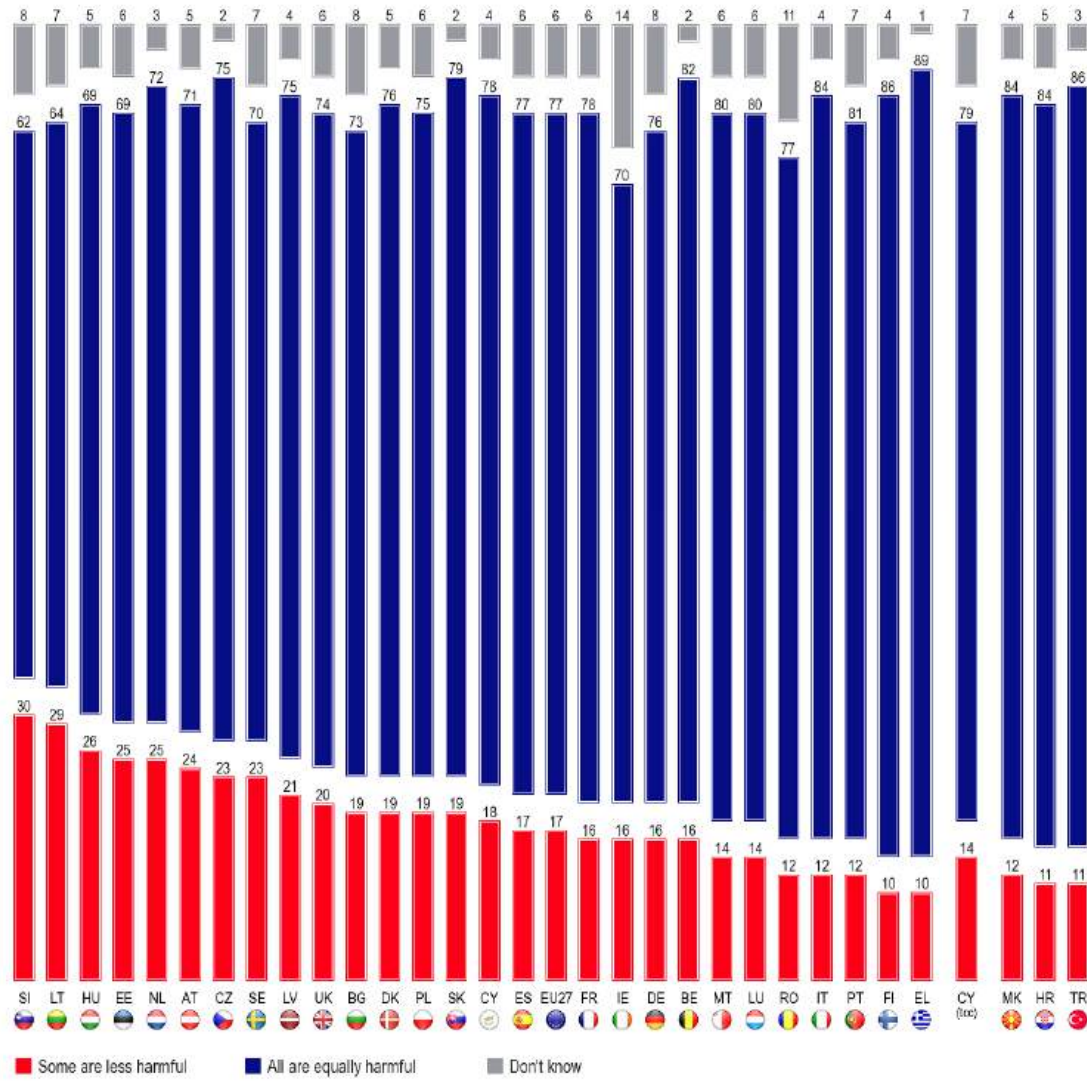
**QD14 Do you think that some types of cigarettes are less harmful than other types, or are all cigarettes equally harmful?
Answer: Some are less harmful - % EU**



Base: Smokers EB72.3, n= 7851; Ex-smokers EB72.3, n=5910; Never smoked EB72.3, n=12987

The belief that some cigarettes are less harmful than others is slightly stronger in some countries. Specifically, in Slovenia, Lithuania, Hungary, Estonia and the Netherlands, in these countries a quarter or more of respondents believe that some cigarettes are less harmful than others. Whereas, in Greece, Finland and Italy and in the non-EU countries of Croatia, Turkey and the Former Yugoslav Republic of Macedonia 84% or more agree that all cigarettes are equally harmful.












QD14. Do you think that some types of cigarettes are less harmful than other types, or are all cigarettes equally harmful?



The results from the ten countries where respondents agreed most that some types of cigarettes are less harmful than others were analysed further. In all but two of these countries (the Netherlands and Sweden), significantly more smokers believe that some types of cigarettes are less harmful than others compared to non-smokers (ex-smokers and those who have never smoked combined).

QD14 Do you think that some types of cigarettes are less harmful than other types, or are all cigarettes equally harmful?





Some are less harmful
Statistical analysis on the top 10
countries (where percentage of
answers 'Yes' is superior to 20%)

		Smokers	Non-smokers
	EU27	25%	14%
	SI	40%	26%
	LT	35%	26%
	HU	33%	21%
	EE	32%	21%
	NL	27%	25%
	AT	39%	16%
	CZ	39%	17%
	SE	24%	22%
	LV	28%	18%
	UK	26%	17%

Significant statistical difference between smokers and non-smokers.

Socio-demographically, more men than women believe that some types of cigarettes are less harmful than others (20% of men versus 14% of women), younger people also believe the same more than older people (22%) and as a consequence students more than other occupation categories (23%) believe the same.

QD14 Do you think that some types of cigarettes are less harmful than other types, or are all cigarettes equally harmful?

	Some are less harmful	All are equally harmful	DK
EU27	17%	77%	6%
Sex			
 Male	20%	75%	5%
Female	14%	79%	7%
Age			
 15-24	22%	72%	6%
25-39	18%	78%	4%
40-54	18%	78%	4%
55 +	14%	78%	8%
Education (End of)			
 15-	12%	79%	9%
16-19	17%	78%	5%
20+	19%	76%	5%
Still studying	23%	71%	6%
Respondent occupation scale			
 Self- employed	20%	76%	4%
Managers	20%	76%	4%
Other white collars	18%	78%	4%
Manual workers	17%	78%	5%
House persons	13%	80%	7%
Unemployed	20%	75%	5%
Retired	13%	78%	9%
Students	23%	71%	6%

5.2.2 Factors indicative of harmful effects

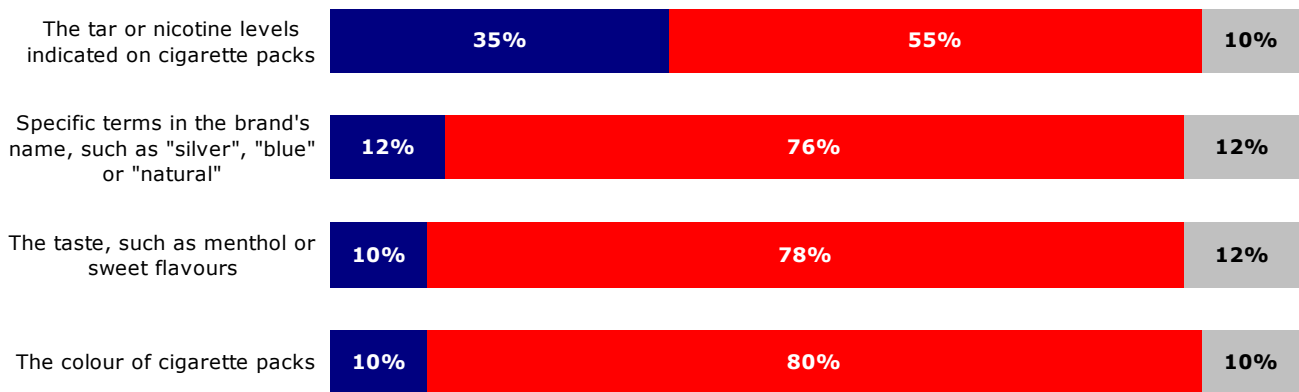
Depending on the factor, one in ten to one in three respondents believe that certain features indicate that a cigarette brand could be less harmful compared to others.

- The tar or nicotine levels on the pack is most indicative of harm -

Of the features listed, the tar or nicotine levels on cigarette packs are believed to be the most indicative, by about a third of EU citizens. Terms in the brand name, the taste and the colour of cigarette packs are each seen as equally differentiating features of harm, by one in ten respondents. In addition, for each of the features, one in ten citizens does not know whether these could be indicative of harm; particularly non-smokers.

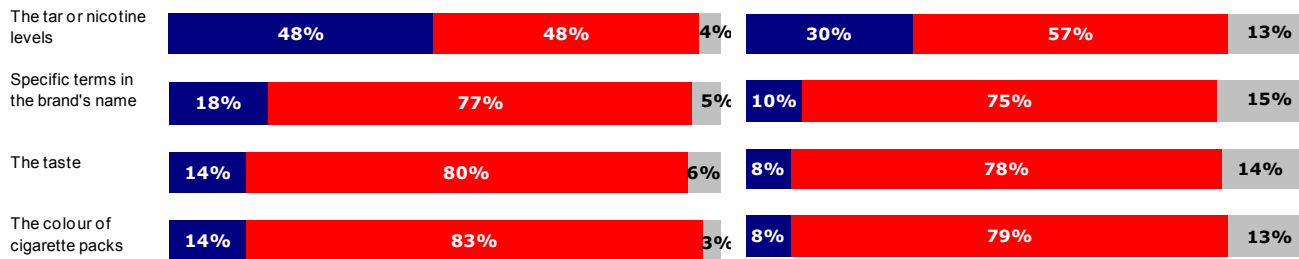
QD15 Do you think that any of the following is an indication of whether a cigarette brand could be less harmful compared to others? - EU

■ Yes ■ No ■ Don't know



Smokers

Non-Smokers



Base: Total sample EB72.3, n=26788; Smokers EB72.3, n=7851; Non-smokers EB72.3, n=18897

It is apparent with each feature that more smokers than non-smokers (ex-smokers or never smoked) believe that each feature could be identifying a brand as being less harmful than another.

Smokers who believe that some types of cigarettes are less harmful than others recognise that these four features are distinctive between brands, more than smokers who feel all cigarettes are equally harmful. Among those who believe some types of cigarettes are less harmful than others, tar or nicotine levels are the most indicative (84%), followed by specific terms in the brand's name (40%), the taste (31%) and colour of cigarette packs (29%) are a close third and fourth respectively. Among smokers who feel all cigarettes are equally harmful there is less agreement that these features are discriminatory, although the same order is evident.

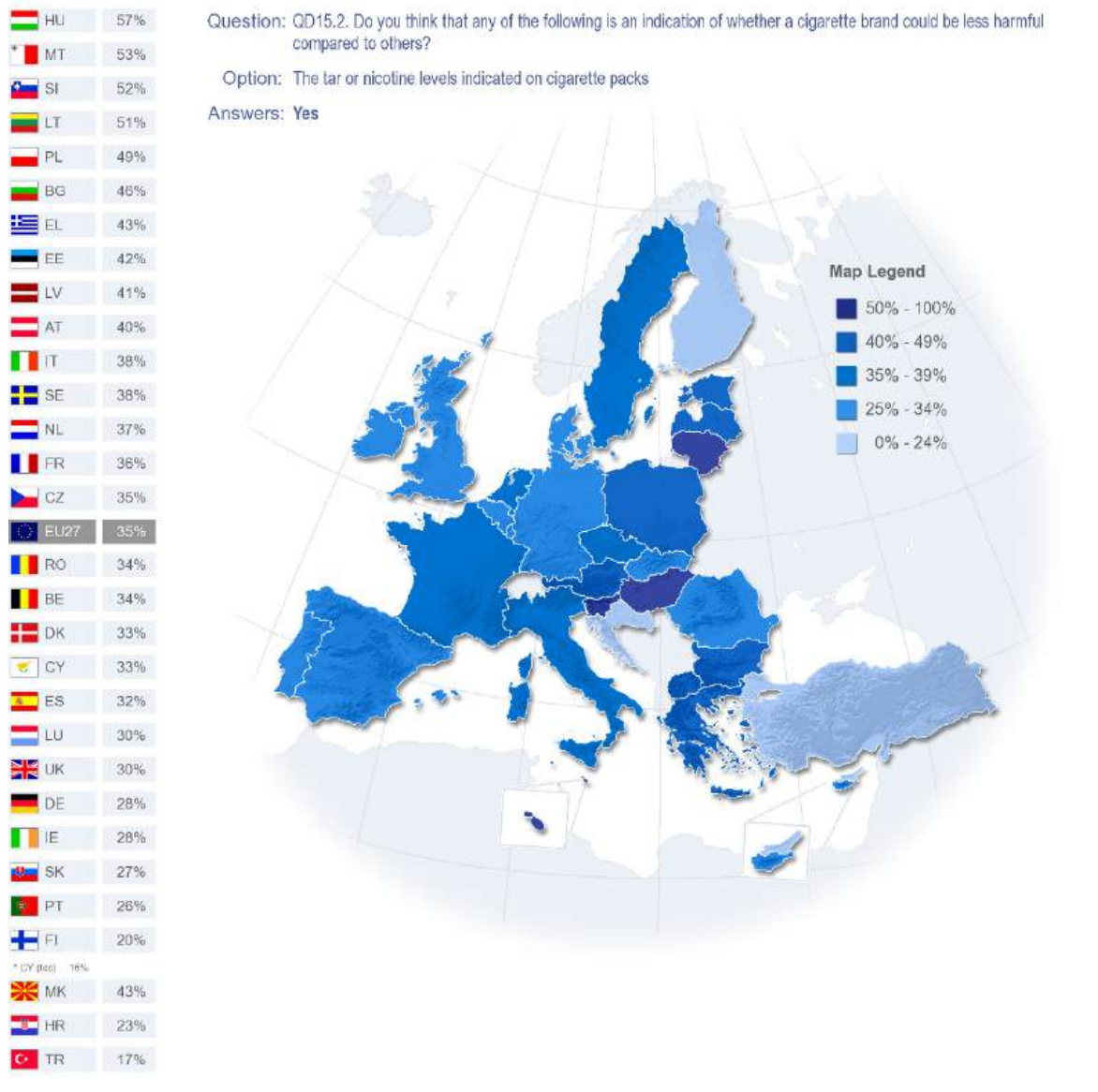
	Smokers	
	Some types of cigarettes are less harmful than others	All types of cigarettes are equally harmful than others
The tar or nicotine levels indicated on cigarette packs	84%	36%
Specific terms in the brand's name, such as "silver", "blue" or "natural"	40%	11%
The taste, such as menthol or sweet flavours	31%	9%
The colour of cigarette packs	29%	8%
	Base: EB72.3, n=1967	Base: EB72.3, n=5603

The tar or nicotine levels indicated on cigarette packs

Citizens in Hungary, Malta, Slovenia and Lithuania are more likely to believe than citizens in other countries that tar or nicotine levels on cigarette packs indicate that a brand could be less harmful than another. Respondents from Turkey agreed the least that these levels are an indication that a brand could be less harmful (17%). A similar result can be found in the Turkish Cypriot Community (16%).

More men than women believe that tar and nicotine levels indicate that a cigarette brand can be more or less harmful than others (38% men, 32% women). In addition, those under 39 years feel the same more than those 55 years and older (40% 15-24 years, 40% 25-39 years, 29% 55 years+). The perception that tar and nicotine levels

indicate that a brand is less harmful than another is more strongly felt amongst current smokers (48%) than those who have given up smoking (35%) or those who have never smoked (28%).



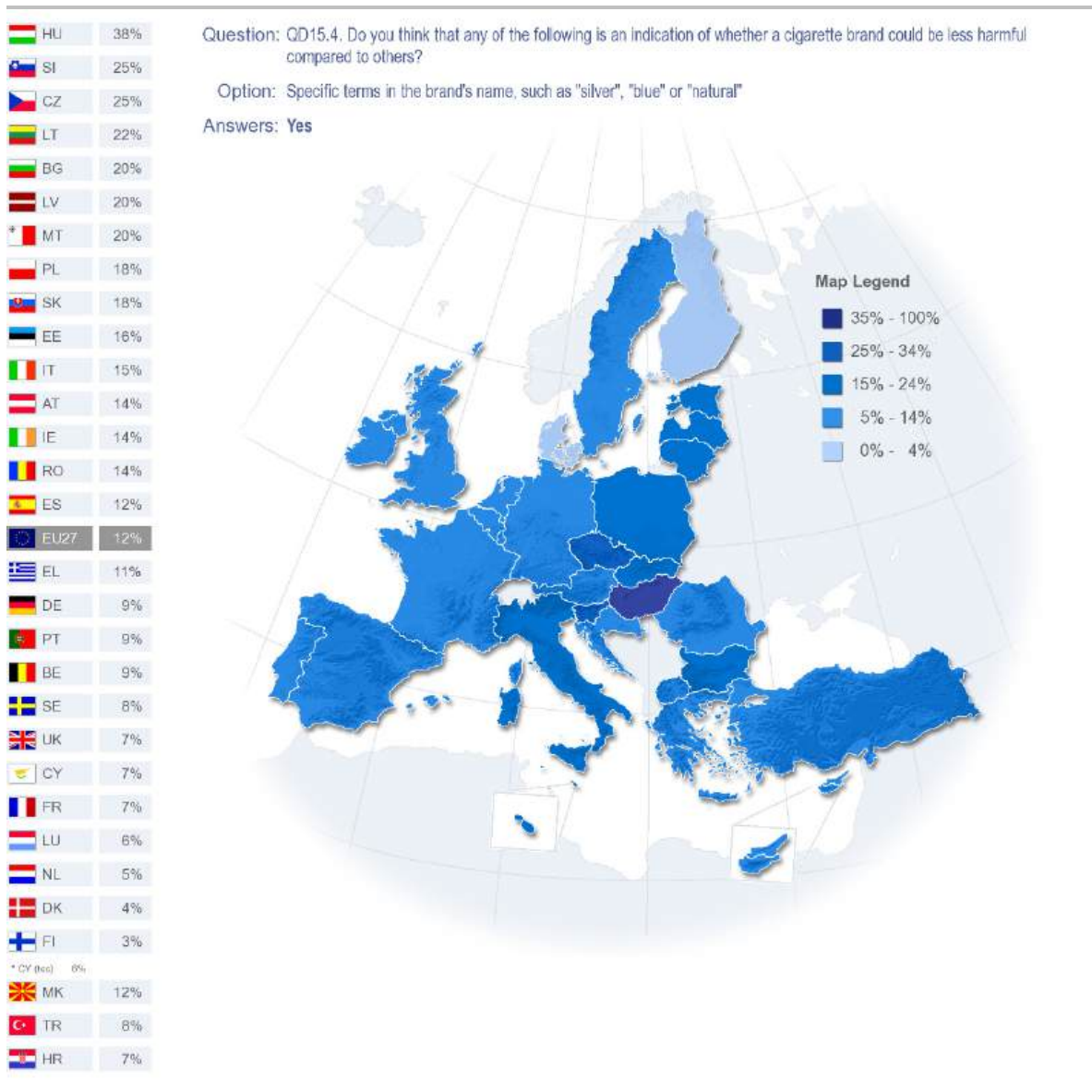
Specific terms in the brand name, such as 'silver', 'blue' or 'natural'

There is some country variation in belief that specific terms in the brand's name indicate one brand is less harmful to another. In particular, agreement in Hungary is particularly high (three times the EU average) with a third of respondents agreeing that terms such as 'silver', 'blue' or 'natural' indicate that a brand is less harmful

compared to another. Other countries where agreement is just over double the EU average are the Czech Republic and Slovenia.

The lowest levels of agreement (5% or less) that terms in the brand name could be indicative of a brand being less harmful than another are in Finland, Denmark and the Netherlands.

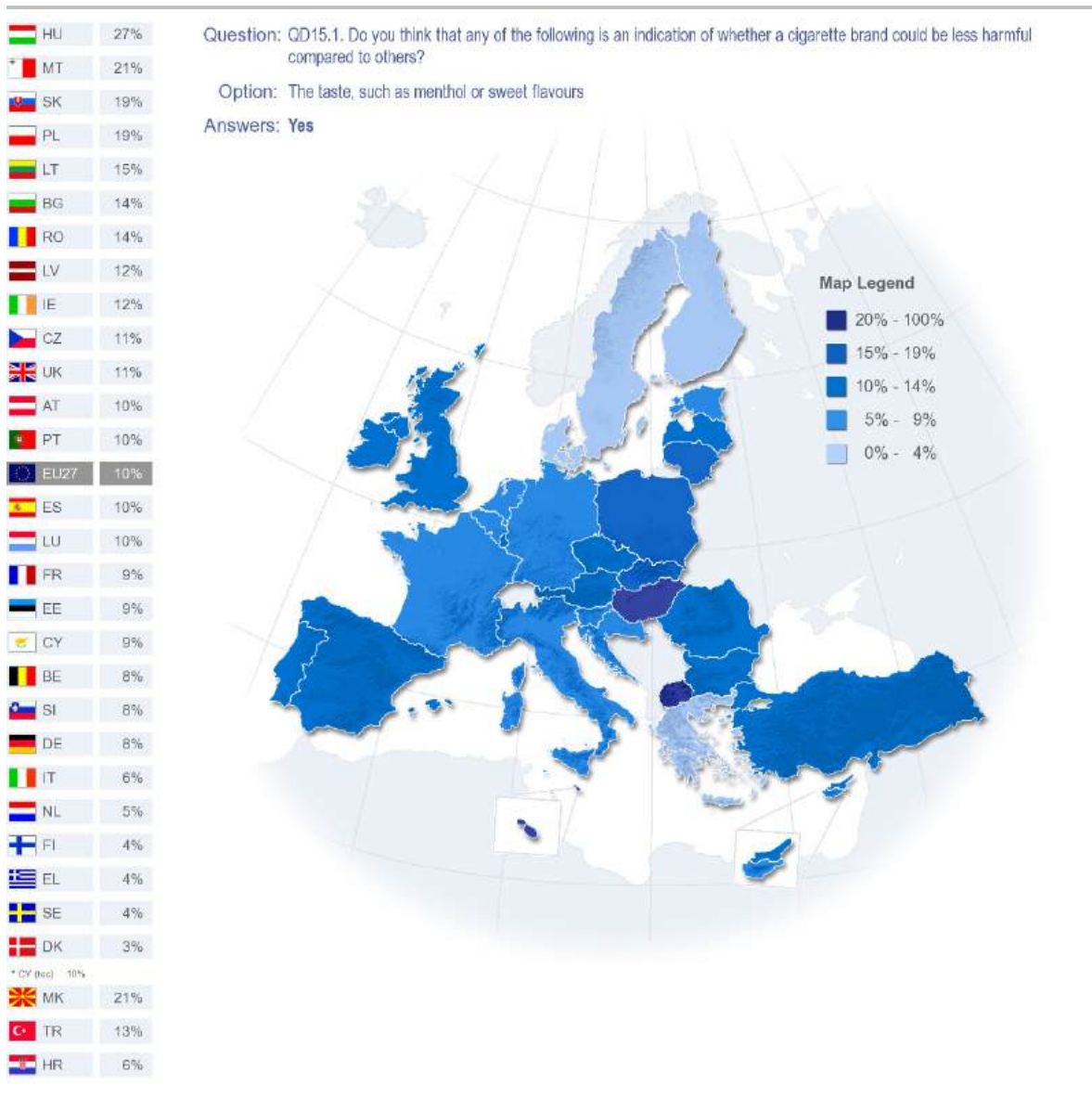
More current smokers (18%) than those who have stopped (10%) or those who have never smoked (9%) agree that terms in the brand name indicate that a brand is less harmful than another.



The taste, such as menthol or sweet flavours

One in ten people believe that specific tastes indicate a cigarette is less harmful than another.

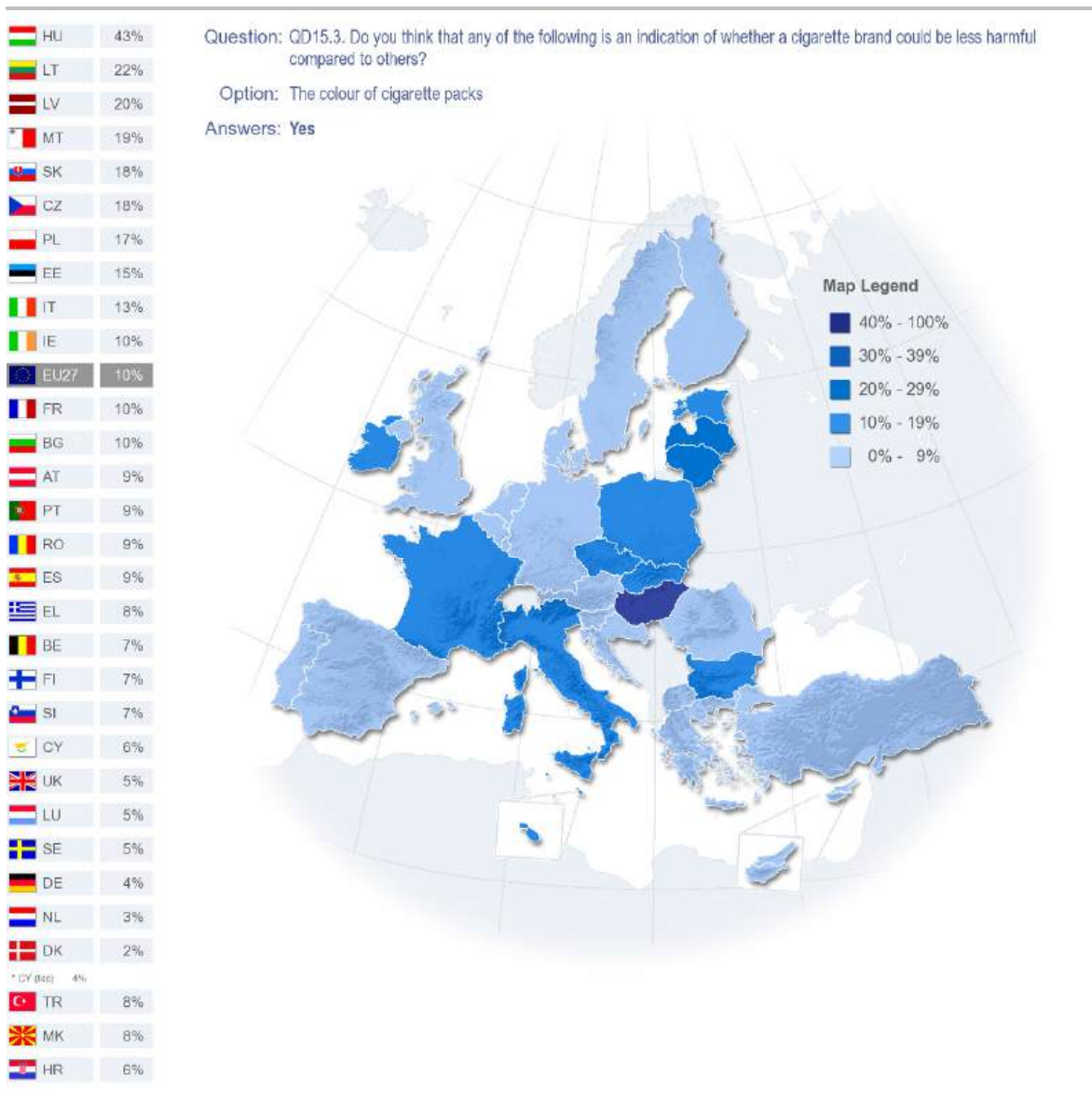
At least twice as many citizens in Hungary, Malta, Poland and Slovakia and the Former Yugoslav Republic of Macedonia believe that taste can be indicative of one cigarette brand being less harmful than another. Conversely, those in Denmark, Greece, Finland and Sweden are the least likely to believe that taste indicates harm, with 4% or less agreeing the same.



As with other features, more current smokers (14%) felt that specific taste was indicative of one cigarette brand being less harmful than another than either those who have stopped smoking (9%) or those who have never smoked (8%).

The colour of cigarette packs

As with the specific cigarette taste, one in ten people believe that the colour of the cigarette pack is indicative of one brand being less harmful than another.



Notably, in Hungary four times the EU average feel that the pack colour does differentiate cigarettes on the basis of harm. In Lithuania, Latvia, Malta, Slovakia and Poland around double the EU average (between 17% and 22%) believe that pack colour is an indication of harm. Those from Denmark, the Netherlands and Germany agree the least, with only between 2% and 4% agreeing that pack colour differentiates harm between cigarette brands.

Smokers (14%) appear to believe more than those who have stopped (9%) or those who have never smoked (8%) that pack colour is indicative of the level of harm between cigarette brands.

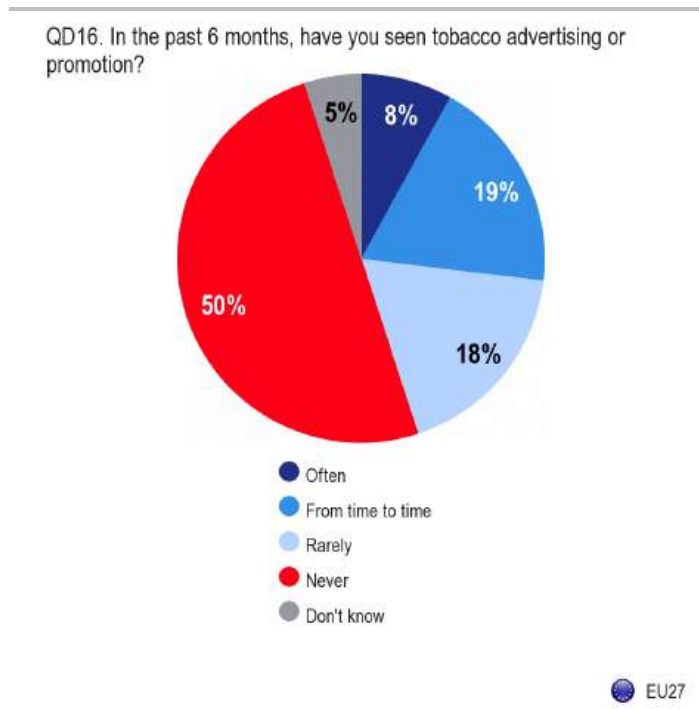
6 TOBACCO PROMOTION AND PURCHASING

In the EU, tobacco advertising on TV was banned in the early 1990s. In 2003, advertising in print media, on radio and over the Internet was also banned and tobacco sponsorship of cross-border events or activities was also prohibited. However, advertising in cinemas and on billboards or using merchandising (e.g. ash trays or parasols) is not included in the ban and remains the responsibility of the individual country to ban under its own national law.

6.1 Awareness of tobacco advertising or promotion

- 45% of EU citizens have seen tobacco advertising or promotion -

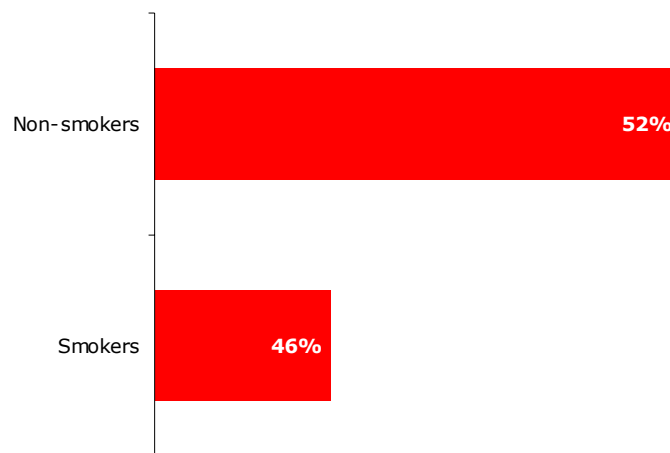
On average, almost half of EU citizens have seen tobacco advertising or promotion in the last six months. Two in ten have seen tobacco advertising or promotion from time to time and two in ten have seen it rarely. Less than one in ten respondents claims that they have seen tobacco advertising or promotion often.



Interestingly, non-smokers are less likely to have seen tobacco advertising or promotion than smokers. It is likely that smokers are sensitised to advertising and

promotions for tobacco as a result of being smokers and so they are more likely to see advertising or promotions when they are shown. This phenomenon is often seen in advertising recall for specific brands, with users of a brand recalling seeing the brand more than non-users as they are sensitised to the brand as a result of using it. In this case, smokers are the 'users' and they are recalling smoking advertising and promotions more than the 'non-using' non-smokers.

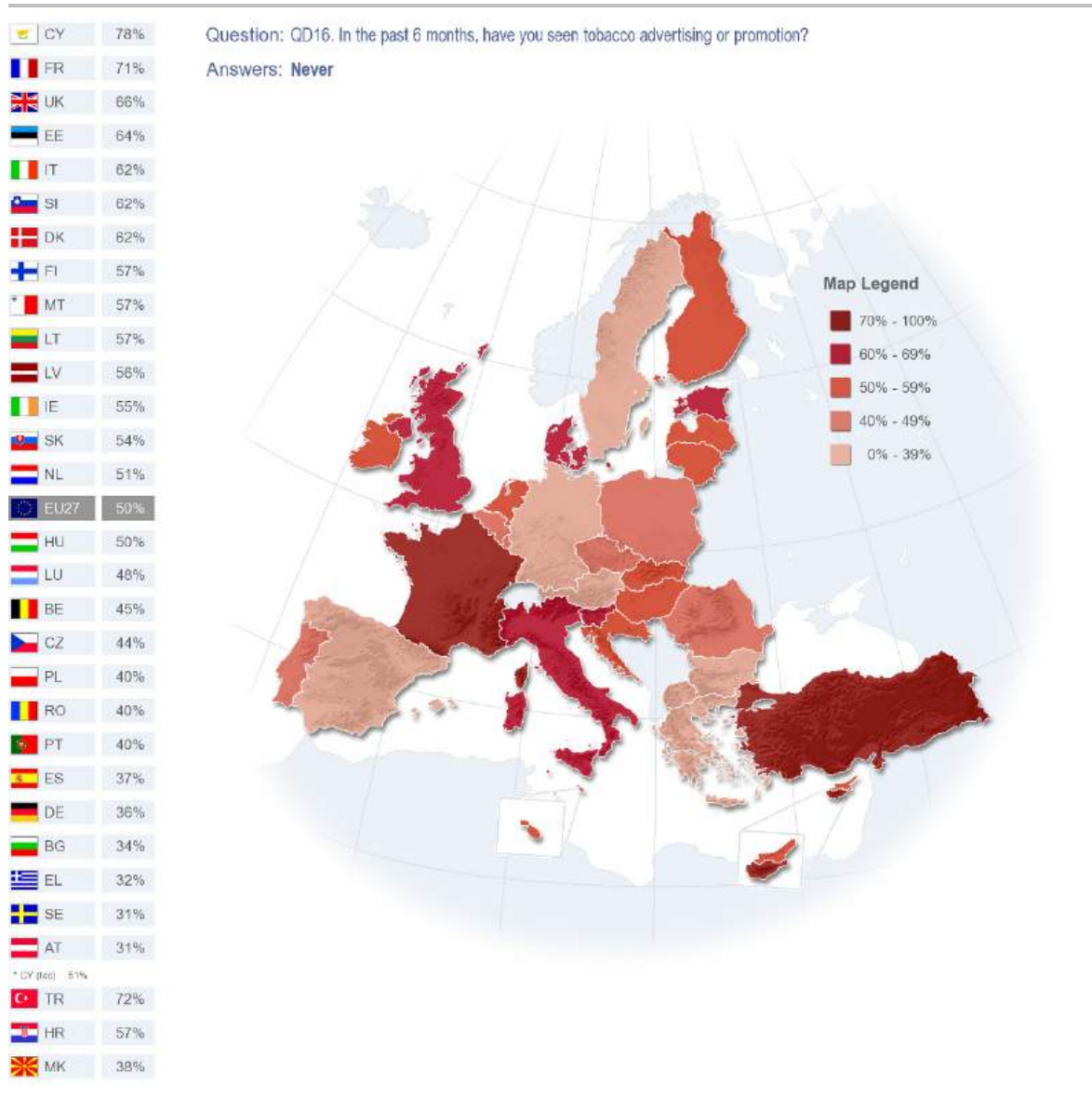
**QD16 In the past 6 months, have you seen tobacco advertising or promotion?
Answers: 'Never' - EU**



Base: Non-smokers EB72.3, n=18897; Smokers EB72.3, n=7851





Among the EU Member States, the Cypriot, French and UK respondents have seen the least tobacco advertising or promotion with three out of ten or fewer having seen any at all. Among the non-EU countries, similarly low levels of advertising awareness are present in Turkey.

Conversely, in Greece, Sweden and Austria at least six out of ten respondents claim to have seen tobacco advertising or promotion in the last six months (rarely, from time to time or often).



Those who never see tobacco advertising or promotion are female more than male, older (older than 55 years) and as a consequence of both of these factors more likely to be retired and house persons. In contrast, those who have seen tobacco advertising or promotion often are younger (15-24 years), students and smokers.

QD16 In the past 6 months, have you seen tobacco advertising or promotion?

		Often	From time to time	Rarely	Never	DK
EU27		8%	19%	18%	50%	5%
Sex						
	Male	8%	21%	20%	46%	5%
	Female	7%	17%	16%	54%	6%
Age						
	15-24	13%	21%	20%	42%	4%
	25-39	10%	21%	19%	46%	4%
	40-54	7%	21%	19%	49%	4%
	55 +	5%	15%	16%	57%	7%
Education (End of)						
	15-	5%	16%	17%	57%	5%
	16-19	8%	19%	18%	50%	5%
	20+	7%	21%	20%	47%	5%
	Still studying	13%	23%	20%	40%	4%
Respondent occupation scale						
	Self- employed	7%	20%	19%	49%	5%
	Managers	6%	20%	22%	47%	5%
	Other white collars	9%	22%	20%	44%	5%
	Manual workers	9%	20%	19%	48%	4%
	House persons	7%	15%	15%	58%	5%
	Unemployed	9%	20%	17%	49%	5%
	Retired	5%	14%	16%	58%	7%
	Students	13%	23%	20%	40%	4%
Self-positioning on the social staircase						
Low (1-4)	8%	17%	17%	52%	6%	
Medium (5-6)	8%	18%	18%	51%	5%	
High (7-10)	8%	21%	19%	47%	5%	

6.2 Tobacco purchasing

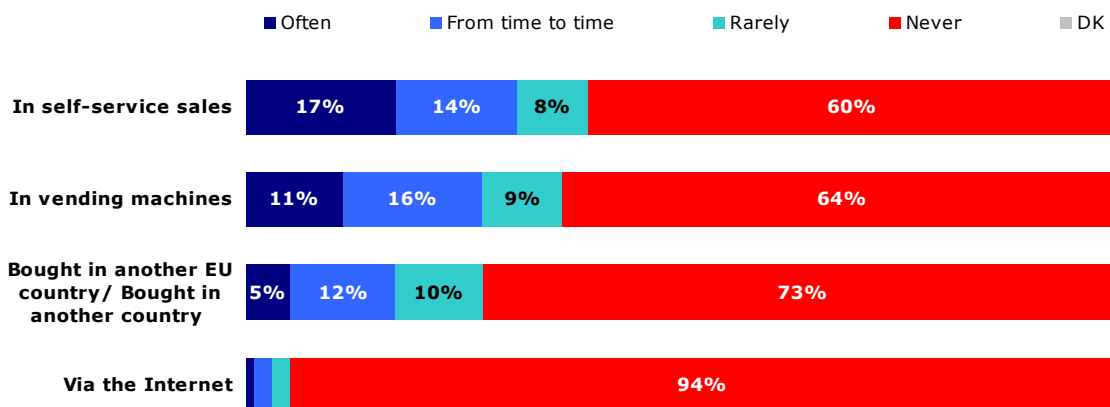
- Self-service and vending machines used most frequently -

Within the European population, self-service sales and vending machines are the most frequently used of the various tobacco purchasing methods listed, with about one in seven using each of these methods. Purchasing tobacco in another country is slightly less common, with one in ten buying tobacco this way. Tobacco is purchased via the Internet at relatively low levels, with only 3% doing so 'rarely' or 'from time to time'.

If we focus on specific populations, i.e. on ex-smokers and smokers, we can observe some differences. Not surprisingly, recall levels for tobacco product purchase in the last 12 months are lower among ex-smokers than among smokers. However, recall follows a similar trend, with 9% recalling having purchased tobacco products in self-service sales, 7% in vending machines, 7% in another country and 2% via the Internet. Among people who have never smoked, the purchase of tobacco products is uniformly low, even if purchases in self-services sales and in vending machines (both 4%) are slightly higher than purchases in another country and via the Internet (both 3%).

Let us now focus our analysis on the most interesting population for this question, smokers. Logically, they are the main purchasers of tobacco products, with 39% purchasing tobacco products in self-service sales, 36% in vending machines, 27% in another country and 5% via the Internet.

**QD17 In the past 12 months, have you bought tobacco products in each of the following ways?
Smokers - EU**



Base: Smokers EB72.3, n=7851

In self-service sales

Among smokers, self-service purchasing is particularly high in Austria (98%), the Former Yugoslav Republic of Macedonia (89%), Belgium and Estonia (both 73%), Slovenia (72%), Slovakia (71%) and Latvia and Finland (both 70%). Self-service purchasing is particularly low in Greece, the UK and Cyprus (14%) and in Turkey, with only 13% of respondents participating in this type of purchasing.

Socio-demographically, smokers who are older than 55 years old (69% never) and, as a consequence, those who are retired (68% never) are less likely than other demographic groups to purchase tobacco via self-service sales.

In vending machines

Among smokers, levels of purchasing tobacco from vending machines are similar to that of self-service sales, with 36% of EU citizens purchasing from a vending machine. Austrian, Spanish, Portuguese and Maltese respondents use vending machines more than others with 91%, 88%, 86% and 83% respectively purchasing tobacco from vending machines.

In many countries the use of vending machines is almost non-existent; specifically in Bulgaria, Estonia, Lithuania, Latvia, Cyprus and in Turkey, where the purchase by smokers of tobacco via a vending machine is 4% or less.

As with the use of self-service sales, smokers who are older than 55 years old (76% never) and retired (80% never) are less likely to purchase tobacco from vending machines. It is also the case for house persons (75% never). In addition, men tend to use vending machines more than women (60% 'never' male versus 69% 'never' female).

Bought in another EU country/bought in another country

27% of European smokers buy tobacco in a country other than where they reside. Only in Austria is the percentage of respondents purchasing from another country notably higher, at 60%. Also in France, in the Netherlands and in Croatia results are strikingly higher at 41%. At the opposite end of the scale, Bulgaria (9%), Hungary (7%), Greece (6%) and Turkey (only 1%) are the only countries where purchasing outside of the country is 9% or less.

Socio-demographically, smokers older than 55 years (79% never), retired (82% never) as well as house persons (82% never) are the groups least likely to purchase tobacco from another country.

Via the Internet

Buying tobacco products over the Internet is relatively uncommon. In most countries, 5% or less of smokers purchase tobacco over the Internet. Only in Spain and Italy is purchasing at relatively high levels, with respectively 13% and 12% of smokers purchasing tobacco products in this way.

6.3 Attitudes to tobacco-control policies

- Most are in favour of tobacco-control policies -

On the whole, most citizens are in favour of the various tobacco-control policies listed and the majority are in favour of each of the proposals outlined. Socio-demographically, those in favour of the proposals tend to be women, those over 55 years of age, house persons, managers and the retired.



More smokers than non-smokers oppose each of the proposals. Opinions differ particularly regarding the proposals on taxes on manufacturers and taxes on tobacco products, where non-smokers are in support and smokers are not. Putting picture health warnings on all packages of tobacco products is the only proposal that clearly receives support from more than half of the smokers (whereas, within the EU, only three countries have already introduced picture health warnings: Belgium, Romania and the United Kingdom). Banning advertising of tobacco from shops/points of sale is close with 48% of smokers in favour.

The policy that received the most positive response is that of putting picture health warnings on all packages of tobacco products. Three quarters of all EU citizens are in favour of this policy. Those countries in which pictorial warnings are already included are not particularly in favour or against this policy; Belgium 81%, Romania 72% and the UK 77%. Maltese citizens are the most in favour (nine out of ten), whilst those from Denmark and Slovenia showed the most opposition.

Two thirds of EU citizens are in favour of introducing a fee on manufacturers to cover the health costs of tobacco use. The Cypriots are the most supportive, with 83% in favour. Those from Bulgaria, Romania, the Netherlands and Austria and Croatia are the most against it with over a third opposed to it.

EU citizens are less supportive of increasing taxes on tobacco products, with 56% in favour of this proposal. Support varies by country and is strongest in Finland and Turkey where seven in ten are in favour. Opposition is greatest in France and Lithuania with 48% against it.

Almost two thirds of EU citizens are in favour of banning the advertising of tobacco products at point of sale/in shops, whereas slightly fewer (55%) are in favour of keeping the actual products out of sight in store/at point of sale.

Respondents in Ireland, Cyprus and Turkey are most in favour of banning both the advertising and the display of tobacco products in shops/at points of sale. Finland is also one of the countries most in favour of banning the advertising of tobacco products in points of sales/shops but it was not one of the most in favour of keeping tobacco products out of sight. The countries most opposed to these two measures are the Netherlands and Austria.
































EU citizens are more in favour of banning sales through the Internet than banning them through vending machines, 60% versus 52% respectively. Given current purchasing behaviour is more towards vending machines rather than the Internet this reaction is not surprising.

Citizens from Cyprus and Turkey are those most in favour of banning sales through the Internet and through vending machines, with around eight out of ten in favour of each proposed measure. The greatest opposition to the two measures is less consistent, with citizens from the Netherlands, Denmark and Sweden being the most opposed to banning sales via the Internet. Whereas, citizens from Austria, the Netherlands and Spain are the most resistant to banning tobacco sales through vending machines.

Banning flavours that make tobacco products more attractive achieves support from six out of ten EU citizens. Those in particular support are citizens from Cyprus, Ireland and Turkey, with around eight out of ten in favour. Opposition is strongest from Slovenia, the Netherlands, Sweden and the Czech Republic and Croatia, where at least four out of ten object.

Slightly over half of EU citizens are in favour of banning colours, logos and promotional elements from tobacco packages. The strongest support comes from Cyprus, Ireland and Turkey. A similar support can be found in the Turkish Cypriot Community. Opposition is greatest in the Netherlands with 57% opposed to it, followed by Sweden and Slovenia with 52% and 49% respectively.

QD18 Would you be in favour of or opposed to any of the following measures? Answer: 'In favour'

		Putting picture health warnings on all packages of tobacco products*	Introducing an extra fee on manufacturers of tobacco products to cover the health costs of tobacco use	Banning advertising of tobacco products in points of sales/shops	Banning flavours that make tobacco products more attractive	Banning the sales of tobacco products via the Internet	Increasing taxes on tobacco products	Keeping tobacco products out of sight in shop/points of sale	Banning colours, logos and promotional elements from packets of tobacco products	Banning the sales of tobacco products through vending machines
	EU27	75%	67%	63%	61%	60%	56%	55%	54%	52%
	BE	81%	74%	64%	66%	67%	57%	59%	57%	55%
	BG	80%	54%	67%	59%	56%	54%	45%	51%	55%
	CZ	75%	69%	65%	49%	63%	59%	61%	45%	55%
	DK	55%	70%	62%	70%	47%	68%	50%	50%	45%
	DE	71%	65%	62%	65%	57%	54%	50%	52%	47%
	EE	71%	61%	62%	55%	56%	52%	52%	51%	57%
	IE	86%	73%	84%	80%	74%	66%	83%	77%	64%
	EL	83%	72%	77%	69%	73%	52%	71%	66%	63%
	ES	77%	75%	57%	58%	54%	56%	56%	49%	38%
	FR	68%	66%	58%	64%	60%	48%	46%	53%	56%
	IT	76%	70%	68%	71%	72%	64%	62%	63%	62%
	CY	91%	83%	83%	83%	82%	66%	79%	80%	77%
	LV	78%	63%	62%	54%	53%	51%	64%	53%	53%
	LT	74%	64%	58%	54%	48%	48%	49%	52%	47%
	LU	60%	62%	62%	57%	54%	57%	49%	50%	46%
	HU	78%	64%	70%	63%	67%	54%	68%	57%	63%
	MT	95%	63%	71%	62%	56%	58%	62%	59%	48%
	NL	68%	58%	50%	45%	47%	53%	43%	35%	39%
	AT	64%	58%	46%	52%	54%	49%	37%	46%	35%
	PL	83%	68%	65%	52%	54%	51%	54%	49%	51%
	PT	75%	64%	68%	61%	61%	63%	46%	56%	47%
	RO	72%	57%	60%	49%	51%	56%	54%	48%	52%
	SI	57%	75%	62%	44%	51%	65%	54%	40%	43%
	SK	79%	70%	72%	62%	66%	62%	64%	60%	67%
	FI	64%	74%	81%	67%	73%	70%	64%	60%	65%
	SE	69%	74%	64%	52%	48%	57%	54%	41%	45%
	UK	77%	67%	65%	63%	64%	60%	62%	61%	61%
	CY (tcc)	84%	70%	80%	79%	78%	70%	81%	80%	78%
	HR	67%	60%	57%	52%	54%	55%	51%	50%	49%
	TR	87%	77%	87%	82%	83%	72%	85%	81%	82%
	MK	72%	60%	65%	61%	61%	56%	62%	56%	57%

Highest percentage per country

Highest percentage per item

Lowest percentage per country

Lowest percentage per item

*Within the EU, only three countries have already introduced picture health warnings on all packages of tobacco products: Belgium, Romania and the United Kingdom

CONCLUSIONS

About **a third of EU citizens are current smokers** of cigarettes, cigars or pipes. Greece, Bulgaria, Hungary and the candidate countries of Turkey and the Former Yugoslav Republic of Macedonia have the highest proportions of smokers.

Manufactured cigarettes are the most commonly smoked tobacco product, consumed by eight out of ten current smokers. The frequency with which manufactured cigarettes are smoked is highest in several of the countries that have the highest proportions of smokers; specifically Greece and the three candidate countries, Croatia, Turkey and the Former Yugoslav Republic of Macedonia. The high prevalence of smoking in Greece is compounded by the fact that the number of cigarettes consumed per day is the highest (the equivalent of just over a packet of 20 per day).

Hand-rolled cigarettes are smoked by about one in seven smokers. It appears that hand-rolled cigarettes may be used as a substitute for manufactured cigarettes, as in the countries where consumption is relatively high the use of manufactured cigarettes is comparatively low.

Cigars, water pipes and pipes are used by fewer smokers than hand-rolled cigarettes and are primarily reserved for occasional use.

While in general the regular or occasional use of other tobacco and nicotine products is relatively low in comparison to mainstream tobacco products, their highest rates of use are in Sweden, Finland and Denmark.

Almost a third of smokers have tried to quit smoking in the last 12 months and half of those who have tried, have done so more than once.

The main factors that lead people to consider giving up are personal health, followed by family/ partner/ friends. The price of tobacco products is also a factor in trying to quit. Other external factors (such as smoking restrictions, social disapproval, warning labels and media campaigns) play an indirect role.

Smokers are the most tolerant of others smoking in their private environment and consequently the countries in which the proportion of smokers is highest demonstrate higher tolerance in terms of smoking in the home or car and vice versa.

Exposure to second-hand smoke in the last 6 months was higher in bars than in eating establishments (among those who visited bars and eating establishments, 45% recalled that people were smoking in the former, while 30% recalled that people were smoking in the latter).

A quarter of those who work indoors are exposed to second-hand smoke.

Cigarette choice seems to be based mainly on taste and price. Overall, taste is the main factor influencing choice; however in some countries price is more important. Tar, nicotine and carbon monoxide levels play a role in some countries but on the whole are less important than taste and price.

One in five EU citizens wrongly believes that some cigarettes are less harmful than others. Tar, nicotine and carbon monoxide levels on the pack are perceived as being most indicative of relative harm.

Forty five percent of EU citizens claim to have seen tobacco advertising or promotions in the last 6 months, despite the EU ban on crossborder advertising.

Special distribution channels play a significant role in tobacco purchasing. During the last 12 months, 17% of smokers have often bought tobacco products from self-services machines, 11% of smokers have bought them from vending machines and 1% have done so via the internet.

Most EU citizens are in favour of a wide range of tobacco-control measures: putting picture health warnings on all tobacco product packages (75%); introducing an extra fee on manufacturers of tobacco products to cover the health costs of tobacco use (67%); banning advertising of tobacco products at points of sale/shops (63%); banning flavours that make tobacco products more attractive (61%); banning the sale of tobacco products via the Internet (60%); increasing taxes on tobacco products (56%); keeping tobacco products out of sight in shops/points of sale (55%), banning colours, logos and promotional elements from tobacco product packets (54%); and banning the sale of tobacco products through vending machines (52%).

ANNEXES

TECHNICAL SPECIFICATIONS

SPECIAL EUROBAROMETER N° 332

“Tobacco”

TECHNICAL SPECIFICATIONS

Between the 2nd and the 19th of October 2009, TNS Opinion & Social, a consortium created between TNS plc and TNS opinion, carried out wave 72.3 of the EUROBAROMETER, on request of the EUROPEAN COMMISSION, Directorate-General for Communication, “Research and Speechwriting”.

The SPECIAL EUROBAROMETER N° 332 is part of wave 72.3 and covers the population of the respective nationalities of the European Union Member States, resident in each of the Member States and aged 15 years and over. The EUROBAROMETER 72.3 has also been conducted in the three candidate countries (Croatia, Turkey and the Former Yugoslav Republic of Macedonia) and in the Turkish Cypriot Community. In these countries, the survey covers the national population of citizens and the population of citizens of all the European Union Member States that are residents in these countries and have a sufficient command of the national languages to answer the questionnaire. The basic sample design applied in all states is a multi-stage, random (probability) one. In each country, a number of sampling points was drawn with probability proportional to population size (for a total coverage of the country) and to population density.

In order to do so, the sampling points were drawn systematically from each of the “administrative regional units”, after stratification by individual unit and type of area. They thus represent the whole territory of the countries surveyed according to the EUROSTAT NUTS II (or equivalent) and according to the distribution of the resident population of the respective nationalities in terms of metropolitan, urban and rural areas. In each of the selected sampling points, a starting address was drawn, at random. Further addresses (every Nth address) were selected by standard “random route” procedures, from the initial address. In each household, the respondent was drawn, at random (following the “closest birthday rule”). All interviews were conducted face-to-face in people’s homes and in the appropriate national language. As far as the data capture is concerned, CAPI (*Computer Assisted Personal Interview*) was used in those countries where this technique was available.

ABBREVIATIONS	COUNTRIES	INSTITUTES	N° INTERVIEWS	FIELDWORK DATES	POPULATION 15+
BE	Belgium	TNS Dimarso	1.001	02/10/2009 18/10/2009	8.866.411
BG	Bulgaria	TNS BBSS	1.000	02/10/2009 12/10/2009	6.584.957
CZ	Czech Rep.	TNS Aisa	1.066	02/10/2009 15/10/2009	8.987.535
DK	Denmark	TNS Gallup DK	1.040	02/10/2009 18/10/2009	4.503.365
DE	Germany	TNS Infratest	1.550	02/10/2009 18/10/2009	64.545.601
EE	Estonia	Emor	1.011	02/10/2009 18/10/2009	916.000
IE	Ireland	TNS MRBI	1.008	02/10/2009 18/10/2009	3.375.399
EL	Greece	TNS ICAP	1.000	03/10/2009 19/10/2009	8.693.566
ES	Spain	TNS Demoscopia	1.003	02/10/2009 18/10/2009	39.059.211
FR	France	TNS Sofres	1.000	02/10/2009 18/10/2009	47.620.942
IT	Italy	TNS Infratest	1.032	02/10/2009 17/10/2009	51.252.247
CY	Rep. of Cyprus	Synovate	503	02/10/2009 17/10/2009	651.400
CY(tcc)	Turkish Cypriot Comm.	KADEM	500	02/10/2009 16/10/2009	143.226
LV	Latvia	TNS Latvia	1.018	03/10/2009 18/10/2009	1.448.719
LT	Lithuania	TNS Gallup Lithuania	1.026	02/10/2009 16/10/2009	2.849.359
LU	Luxembourg	TNS ILReS	513	05/10/2009 16/10/2009	404.907
HU	Hungary	TNS Hungary	1.044	02/10/2009 18/10/2009	8.320.614
MT	Malta	MISCO	500	02/10/2009 17/10/2009	335.476
NL	Netherlands	TNS NIPO	1.007	02/10/2009 18/10/2009	13.288.200
AT	Austria	Österreichisches Gallup-Institut	1.005	02/10/2009 16/10/2009	6.973.277
PL	Poland	TNS OBOP	1.000	03/10/2009 19/10/2009	32.306.436
PT	Portugal	TNS EUROTESTE	1.031	02/10/2009 18/10/2009	8.080.915
RO	Romania	TNS CSOP	1.010	02/10/2009 15/10/2009	18.246.731
SI	Slovenia	RM PLUS	1.031	02/10/2009 19/10/2009	1.748.308
SK	Slovakia	TNS AISA SK	1.006	02/10/2009 18/10/2009	4.549.954
FI	Finland	TNS Gallup Oy	1.017	02/10/2009 19/10/2009	4.412.321
SE	Sweden	TNS GALLUP	1.012	02/10/2009 19/10/2009	7.723.931
UK	United Kingdom	TNS UK	1.354	02/10/2009 18/10/2009	51.081.866
HR	Croatia	Puls	1.000	02/10/2009 18/10/2009	3.749.400
TR	Turkey	TNS PIAR	1.004	02/10/2009 18/10/2009	52.728.513
MK	Former Yugoslav Rep. of Macedonia	TNS Brima	1.000	02/10/2009 12/10/2009	1.678.404
TOTAL			30.292	02/10/2009 19/10/2009	465.127.191

For each country a comparison between the sample and the universe was carried out. The Universe description was derived from Eurostat population data or from national statistics offices. For all countries surveyed, a national weighting procedure, using marginal and intercellular weighting, was carried out based on this Universe description. In all countries, gender, age, region and size of locality were introduced in the iteration procedure. For international weighting (i.e. EU averages), TNS Opinion & Social applies the official population figures as provided by EUROSTAT or national statistic offices. The total population figures for input in this post-weighting procedure are listed above.

Readers are reminded that survey results are estimations, the accuracy of which, everything being equal, rests upon the sample size and upon the observed percentage. With samples of about 1,000 interviews, the real percentages vary within the following confidence limits:

Observed percentages	10% or 90%	20% or 80%	30% or 70%	40% or 60%	50%
Confidence limits	± 1.9 points	± 2.5 points	± 2.7 points	± 3.0 points	± 3.1 points

QUESTIONNAIRE

Now let's talk about another topic.

ASK QD TO EU27 + CY(tcc) + HR + MK + TR

QD1 Regarding smoking cigarettes, cigars or a pipe, which of the following applies to you?

(READ OUT – ONE ANSWER ONLY)

You smoke at the present time	1
You used to smoke but you have stopped	2
You have never smoked	3
DK	4

NEW

QD2 Have you ever tried any of the following products?

(SHOW CARD WITH SCALE - ONE ANSWER PER LINE)

	(READ OUT)	Yes, I use it regularly	Yes, I have tried it at least once	No	DK
--	------------	-------------------------	------------------------------------	----	----

1	Water pipe (shisha, hookah)	1	2	3	4
2	Oral tobacco (such as snuff, snus or chewing tobacco)	1	2	3	4
3	Products containing nicotine but not tobacco (such as electronic cigarettes or nicotine drinks)	1	2	3	4

NEW

Parlons maintenant d'un autre sujet.

POSER QD EN UE27 + CY(tcc) + HR + MK + TR

QD1 En ce qui concerne le fait de fumer des cigarettes, des cigares ou la pipe, laquelle des phrases suivantes s'applique à vous ?

(LIRE – UNE SEULE REPONSE)

Vous fumez actuellement	1
Vous fumiez mais vous avez arrêté	2
Vous n'avez jamais fumé	3
NSP	4

NOUVEAU

QD2 Avez-vous déjà essayé l'un des produits suivants ?

(MONTRER CARTE AVEC ECHELLE - UNE REPONSE PAR LIGNE)

	(LIRE)	Oui, je l'utilise régulièrement	Oui, je l'ai essayé au moins une fois	Non	NSP
--	--------	---------------------------------	---------------------------------------	-----	-----

1	Une pipe à eau (shisha, narguilé, hookah)	1	2	3	4
2	Du tabac oral (tel que snus, tabac à priser ou tabac à chiquer)	1	2	3	4
3	Des produits contenant de la nicotine mais pas de tabac (tels que des cigarettes électroniques ou des boissons à la nicotine)	1	2	3	4

NOUVEAU

ASK QD3a IF "SMOKE AT THE PRESENT TIME", CODE 1 EN QD1 - IF QD1=2 GO TO QD3b - OTHERS GO TO QD5

QD3a Do you use the following tobacco products every day, occasionally or not at all?

(ONE ANSWER PER LINE)

	(READ OUT)	Yes, every day	Yes, occasionally	No, not at all
--	------------	----------------	-------------------	----------------

1	Manufactured cigarettes	1	2	3
2	Hand-rolled cigarettes	1	2	3
3	Cigars	1	2	3
4	Pipe	1	2	3
5	Water pipe (shisha, hookah)	1	2	3

NEW

ASK QD3b IF "USED TO SMOKE BUT HAS STOPPED", CODE 2 IN QD1 - OTHERS GO TO QD4a

QD3b Before quitting, did you use the following tobacco products every day, occasionally or not at all?

(ONE ANSWER PER LINE)

	(READ OUT)	Yes, every day	Yes, occasionally	No, not at all
--	------------	----------------	-------------------	----------------

1	Manufactured cigarettes	1	2	3
2	Hand-rolled cigarettes	1	2	3
3	Cigars	1	2	3
4	Pipe	1	2	3
5	Water pipe (shisha, hookah)	1	2	3

NEW

POSER QD3a SI "FUME ACTUELLEMENT", CODE 1 EN QD1 - SI QD1=2 ALLER EN QD3b - LES AUTRES ALLER EN QD5

QD3a Utilisez-vous les produits du tabac suivants tous les jours, occasionnellement ou pas du tout ?

(UNE REPOSE PAR LIGNE)

	(LIRE)	Oui, Tous les jours	Oui, occasionnellement	Non, pas du tout
--	--------	---------------------	------------------------	------------------

1	Des cigarettes fabriquées industriellement	1	2	3
2	Des cigarettes roulées à la main	1	2	3
3	Des cigares	1	2	3
4	La pipe	1	2	3
5	La pipe à eau (shisha, narguilé, hookah)	1	2	3

NOUVEAU

POSER QD3b SI "FUMAIT MAIS A ARRETE", CODE 2 EN QD1 - LES AUTRES ALLER EN QD4a

QD3b Avant d'arrêter de fumer, utilisiez-vous les produits du tabac suivants tous les jours, occasionnellement ou pas du tout?

(UNE REPOSE PAR LIGNE)

	(LIRE)	Oui, Tous les jours	Oui, occasionnellement	Non, pas du tout
--	--------	---------------------	------------------------	------------------

1	Des cigarettes fabriquées industriellement	1	2	3
2	Des cigarettes roulées à la main	1	2	3
3	Des cigares	1	2	3
4	La pipe	1	2	3
5	La pipe à eau (shisha, narguilé, hookah)	1	2	3

NOUVEAU

ASK QD4a SI "CIGARETTES SMOKER", CODE 1 OU 2 EN QD3a1 OU CODE 1 OU 2 EN QD3a2 - IF QD3a3=1,2 GO TO QD4b - IF QD4a4=1,2 GO TO QD4c - OTHERS GO TO QD5

POSER QD4a SI "FUMEUR DE CIGARETTES", CODE 1 OU 2 EN QD3a1 OU CODE 1 OU 2 EN QD3a2 - SI QD3a3=1,2 ALLER EN QD4b - SI QD3a4=1,2 ALLER EN QD4c - LES AUTRES ALLER EN QD5

QD4a On average, how many cigarettes do you smoke each day?

(WRITE DOWN - IF "REFUSAL" CODE '98' - IF "DK" CODE '99')

Cigarettes

NEW

ASK QD4b IF "CIGARS SMOKER", CODE 1 OR 2 IN QD3a3 - IF QD3a4=1,2 GO TO QD4c - OTHERS GO TO QD5

QD4a En moyenne, combien de cigarettes fumez-vous par jour ?

(NOTER EN CLAIR - SI "REFUS" CODER '98' - SI "NSP" CODER '99')

Cigarettes

NOUVEAU

POSER QD4b SI "FUMEUR DE CIGARES", CODE 1 OU 2 EN QD3a3 - SI QD3a4=1,2 ALLER EN QD4c - LES AUTRES ALLER EN QD5

QD4b On average, how many cigars do you smoke each day?

(WRITE DOWN - IF "REFUSAL" CODE '98' - IF "DK" CODE '99')

Cigars

NEW

ASK QD4c IF "PIPE SMOKER", CODE 1 OR 2 IN QD3a4 - OTHERS GO TO QD5

QD4b En moyenne, combien de cigares fumez-vous par jour?

(NOTER EN CLAIR - SI "REFUS" CODER '98' - SI "NSP" CODER '99')

Cigares

NOUVEAU

POSER QD4c SI "FUMEUR DE PIPE", CODE 1 OU 2 EN QD3a4 - LES AUTRES ALLER EN QD5

QD4c On average, how many pipes do you smoke each day?

(WRITE DOWN - IF "REFUSAL" CODE '98' - IF "DK" code "99')

Pipes

NEW

QD4c En moyenne, combien de pipes fumez-vous par jour?

(NOTER EN CLAIR - SI "REFUS" CODER '98' - SI "NSP" CODER '99')

Pipes

NOUVEAU

ASK QD5 IF "CIGARETTE SMOKER", CODE 1 OR 2 IN QD3a1 OU CODE 1 OU 2 EN QD3a2
- OTHERS GO TO QD6

QD5 Do any of the following factors influence your choice of cigarettes?

(ONE ANSWER PER LINE)

(READ OUT) Yes No DK

		Yes	No	DK
1	The price	1	2	3
2	The package	1	2	3
3	The taste	1	2	3
4	The tar, nicotine and monoxide carbon levels	1	2	3

NEW

ASK ALL

QD6 Which statement best describes smoking situation inside your house?

(READ OUT – ONE ANSWER ONLY)

Smoking is not allowed at all inside the house	1
Smoking is allowed only in certain rooms inside the house	3
Smoking is allowed everywhere inside the house	6
DK	7

NEW BASED ON EB66.2 QB27

POSER QD5 SI "FUMEUR DE CIGARETTE", CODE 1 OU 2 EN QD3a1 OU CODE 1 OU 2
EN QD3a2 - LES AUTRES ALLER EN QD6

QD5 Des facteurs suivants influencent-il votre choix de cigarettes ?

(UNE REPONSE PAR LIGNE)

(LIRE) Oui Non NSP

		Oui	Non	NSP
1	Le prix	1	2	3
2	Le paquet	1	2	3
3	Le goût	1	2	3
4	Les niveaux de goudron, nicotine et monoxyde carbone	1	2	3

NOUVEAU

A TOUS

QD6 Laquelle des affirmations suivantes décrit le mieux les règles que vous appliquez pour fumer à la maison ?

(LIRE – UNE SEULE REPONSE)

Il est interdit de fumer partout dans la maison	1
Il est permis de fumer uniquement dans certaines pièces de la maison	3
Il est permis de fumer partout dans la maison	6
NSP	7

NEW BASED ON EB66.2 QB27

[Empty box]

[Empty box]

QD7 Do you allow smoking in your car?

QD7 Permettez-vous que l'on fume dans votre voiture ?

(READ OUT – ONE ANSWER ONLY)

(LIRE – UNE SEULE REPONSE)

Smoking is never allowed in my car	1
Smoking is allowed sometimes in my car	2
Smoking is allowed all the time in my car	3
Do not have a car (SPONTANEOUS)	4
DK	5

Il n'est jamais permis de fumer dans ma voiture	1
Il est parfois permis de fumer dans ma voiture	2
Il est toujours permis de fumer dans ma voiture	3
N'a pas de voiture (SPONTANE)	4
NSP	5

NEW BASED ON EB66.2 QB32

NEW BASED ON EB66.2 QB32

[Empty box]

[Empty box]

QD8 The last time you visited ... in the last 6 months, were people smoking inside?

QD8 Au cours des 6 derniers mois, la dernière fois que vous avez fréquenté ..., y avait-il des personnes qui fumaient à l'intérieur ?

(ONE ANSWER PER LINE)

(UNE REPONSE PAR LIGNE)

	(READ OUT)	Yes	No	Have not visited in the last 6 months (SPONTANEOUS)	DK
--	------------	-----	----	---	----

	(LIRE)	Oui	Non	N'a pas fréquenté au cours des 6 derniers mois (SPONTANEE)	NSP
--	--------	-----	-----	--	-----

1	A drinking establishment such as a bar	1	2	3	4
2	An eating establishment such as a restaurant	1	2	3	4

1	Un établissement où l'on boit tel qu'un bar	1	2	3	4
2	Un établissement où l'on mange tel qu'un restaurant	1	2	3	4

NEW

NEW

ASK QD9 ONLY IF "CURRENTLY WORK", CODE 5 TO 18 IN D15a - OTHERS GO TO QD10

POSER QD9 SI "TRAVAILLE ACTUELLEMENT", CODE 5 A 18 EN D15a - LES AUTRES ALLER EN QD10

QD9 How often are you exposed to tobacco smoke indoors at your workplace?

QD9 À quelle fréquence êtes-vous exposé(e) au tabagisme à l'intérieur sur votre lieu de travail ?

(READ OUT – ONE ANSWER ONLY)

(LIRE – UNE SEULE REPONSE)

Never or almost never	1
Less than 1 hour a day	2
1-5 hours a day	3
More than 5 hours a day	4
Not relevant (don't work or don't work indoors) (SPONTANEOUS)	5
DK	6

Jamais ou presque jamais	1
Moins d'une heure par jour	2
1 à 5 heures par jour	3
Plus de 5 heures par jour	4
Pas pertinent (ne travaille pas ou pas à l'intérieur) (SPONTANE)	5
NSP	6

NEW

NEW

ASK QD10 TO QD12 IF "SMOKERS", CODE 1 IN QD1 – OTHERS GO TO QD12b

POSER QD10 A QD12 SI "FUMEURS", CODE 1 EN QD1 – LES AUTRES ALLER EN QD12b

QD10 Have you tried to quit smoking in the last 12 months?

QD10 Avez-vous essayé d'arrêter de fumer au cours des 12 derniers mois ?

(READ OUT – ONE ANSWER ONLY)

(LIRE – UNE SEULE REPONSE)

Yes, once	1
Yes, between 2 and 5 times	2
Yes, more than 5 times	3
No	4
DK	5

Oui, une fois	1
Oui, entre 2 et 5 fois	2
Oui, plus de 5 fois	3
Non	4
NSP	5

NEW

NEW

ASK QD11 TO QD12a IF "HAS TRIED QUITTING IN THE LAST 12 MONTHS", CODE 1, 2 OR 3 IN QD10 – OTHERS GO TO QD12b

QD11 Thinking about the last time you attempted to give up smoking, how long did this attempt last?

(SHOW CARD – READ OUT – ONE ANSWER ONLY)

Less than a day	1
Between 1 and 6 days	2
Between 1 and 8 weeks	3
Over two months	4
DK	5

EB66.2 QB23

QD12a At your last quit attempt, did you use any of the following?

(ONE ANSWER PER LINE)

(READ OUT)

		Yes	No	DK
1	Nicotine replacement medications like nicotine gum, patch or inhaler	1	2	3
2	Medications that require a prescription	1	2	3
3	Advice from the doctor or other health professional	1	2	3
4	Special stop-smoking services such as clinics or specialists	1	2	3
5	Telephone quitlines	1	2	3
6	Internet quitlines	1	2	3
7	Alternative therapies such as acupuncture or hypnosis	1	2	3
8	Oral tobacco (such as snuff, snus or chewing tobacco)	1	2	3

NEW

POSER QD11 A QD12a SI "A ESSAYE D'ARRETER DE FUMER DURANT LES 12 DERNIERS MOIS", CODE 1, 2 OU 3 EN QD10 – LES AUTRES ALLER EN QD12b

QD11 En pensant à la dernière fois que vous avez essayé d'arrêter de fumer, combien de temps cela a-t-il duré ?

(MONTRER CARTE – LIRE – UNE SEULE REPONSE)

Moins d'un jour	1
Entre 1 et 6 jours	2
Entre 1 et 8 semaines	3
Plus de 2 mois	4
NSP	5

EB66.2 QB23

QD12a Lors de votre dernière tentative pour arrêter de fumer, avez-vous utilisé l'un des moyens suivants ?

(UNE REPONSE PAR LIGNE)

(LIRE)

		Oui	Non	NSP
1	Des médicaments remplaçant la nicotine tels que des gommes à la nicotine, des patchs ou un inhalateur	1	2	3
2	Des médicaments qui nécessitent une ordonnance	1	2	3
3	Des conseils du médecin ou d'autres professionnels de la santé	1	2	3
4	Des services spéciaux pour arrêter de fumer tels que des cliniques ou des spécialistes	1	2	3
5	Des lignes téléphoniques pour arrêter de fumer	1	2	3
6	Des services internet pour arrêter de fumer	1	2	3
7	Des thérapies alternatives telles que l'acupuncture ou l'hypnose	1	2	3
8	Du tabac oral (tel que snus, tabac à priser ou tabac à chiquer)	1	2	3

NEW

ASK QD12b IF "USED TO SMOKE BUT HAS STOPPED", CODE 2 IN QD1 - OTHERS GO TO QD13a

QD12b To quit smoking, did you use any of the following?

(ONE ANSWER ONLY PER LINE)

	(READ OUT)	Yes	No	DK
1	Nicotine replacement medications like nicotine gum, patch or inhaler	1	2	3
2	Medications that require a prescription	1	2	3
3	Advice from the doctor or other health professional	1	2	3
4	Special stop-smoking services such as clinics or specialists	1	2	3
5	Telephone quitlines	1	2	3
6	Internet quitlines	1	2	3
7	Alternative therapies such as acupuncture or hypnosis	1	2	3
8	Oral tobacco (such as snuff, snus or chewing tobacco)	1	2	3

NEW

POSER QD12b SI "FUMAIT MAIS A ARRETE", CODE 2 EN QD1 - LES AUTRES ALLER EN QD13a

QD12b Pour arrêter de fumer, avez-vous utilisé l'un des éléments suivants ?

(UNE SEULE REPONSE PAR LIGNE)

	(LIRE)	Oui	Non	NSP
1	Des médicaments remplaçant la nicotine tels que des gommes à la nicotine, des patchs ou inhalateur	1	2	3
2	Des médicaments qui nécessitent une ordonnance	1	2	3
3	Conseils du médecin ou d'autres professionnels de la santé	1	2	3
4	Des services spéciaux pour arrêter de fumer tels que des cliniques ou des spécialistes	1	2	3
5	Des lignes téléphoniques pour arrêter de fumer	1	2	3
6	Des services internet pour arrêter de fumer	1	2	3
7	Des thérapies alternatives telles que l'acupuncture ou l'hypnose	1	2	3
8	Du tabac oral (tel que snus, tabac à priser ou tabac à chiquer)	1	2	3

NEW

ASK QD13a IF "HAS TRIED QUITTING DURING THE LAST 12 MONTHS", CODE 1, 2 OR 3
IN QD10 - OTHERS GO TO QD13b

--

QD13a Has any of the following things led you to think about quitting in the last 12 months?

(ONE ANSWER PER LINE)

	(READ OUT)	Yes	No	DK
1	Concern about your personal health	1	2	3
2	Concern about the effect of your smoke on non-smokers	1	2	3
3	The society disapproves of smoking	1	2	3
4	The price of tobacco products	1	2	3
5	Smoking restrictions at work	1	2	3
6	Smoking restrictions in public places like bars and restaurants	1	2	3
7	A media campaign	1	2	3
8	Availability of telephone quitline	1	2	3
9	Advice from a doctor or other health professional	1	2	3
10	Free, or lower cost, stop-smoking medication	1	2	3
11	Warning labels on tobacco packages	1	2	3
12	Family\ partner\ friends	1	2	3

NEW

POSER QD13a SI "A ESSAYE D'ARRETER DURANT LES 12 DERNIERS MOIS", CODE 1, 2 OU 3 EN QD10 - LES AUTRES ALLER EN QD13b

--

QD13a Des éléments suivants vous ont-il incité(e) à cesser la consommation de produits du tabac au cours des 12 derniers mois ?

(UNE REPOSE PAR LIGNE)

	(LIRE)	Oui	Non	NSP
1	L'inquiétude à propos de votre santé personnelle	1	2	3
2	L'inquiétude à propos de l'effet de votre fumée sur les non-fumeurs	1	2	3
3	La société désapprouve le fait de fumer	1	2	3
4	Le prix des produits du tabac	1	2	3
5	Les interdictions de fumer au travail	1	2	3
6	Les interdictions de fumer dans les lieux publics tels que les bars et les restaurants	1	2	3
7	Une campagne médiatique	1	2	3
8	La disponibilité d'une ligne téléphonique pour arrêter de fumer	1	2	3
9	Le conseil d'un médecin ou d'un autre professionnel de la santé	1	2	3
10	Un médicament gratuit ou peu cher pour arrêter de fumer	1	2	3
11	Les avertissements sur les paquets de tabac	1	2	3
12	La famille\ le conjoint\ les amis	1	2	3

NOUVEAU

ASK QD13b IF "USED TO SMOKE BUT HAS STOPPED", CODE 2 EN QD1 - OTHERS GO TO QD14

POSER QD13b SI "FUMAIT MAIS A ARRETE", CODE 2 EN QD1 - LES AUTRES ALLER EN QD14

QD13b Has any of the following things led you to quit tobacco use?

QD13b Des éléments suivants vous ont-il incité(e) à cesser la consommation de produits du tabac?

(ONE ANSWER ONLY PER LINE)

(UNE SEULE REPONSE PAR LIGNE)

(READ OUT)	Yes	No	DK
1 Concern about your personal health	1	2	3
2 Concern about the effect of your smoke on non-smokers	1	2	3
3 The society disapproves of smoking	1	2	3
4 The price of tobacco products	1	2	3
5 Smoking restrictions at work	1	2	3
6 Smoking restrictions in public places like bars and restaurants	1	2	3
7 A media campaign	1	2	3
8 Availability of telephone quitline	1	2	3
9 Advice from a doctor or other health professional to quit	1	2	3
10 Free, or lower cost, stop-smoking medication	1	2	3
11 Warning labels on tobacco packages	1	2	3
12 Family and/or partner	1	2	3

(LIRE)	Oui	Non	NSP
1 L'inquiétude à propos de votre santé personnelle	1	2	3
2 L'inquiétude à propos de l'effet de votre fumée sur les non-fumeurs	1	2	3
3 La société désapprouve le fait de fumer	1	2	3
4 Le prix des produits du tabac	1	2	3
5 Les interdictions de fumer au travail	1	2	3
6 Les interdictions de fumer dans les lieux publics tels que les bars et les restaurants	1	2	3
7 Une campagne médiatique	1	2	3
8 La disponibilité d'une ligne téléphonique pour arrêter de fumer	1	2	3
9 Le conseil d'un médecin ou d'un autre professionnel de la santé pour arrêter de fumer	1	2	3
10 Un médicament gratuit ou peu cher pour arrêter de fumer	1	2	3
11 Les avertissements sur les paquets de tabac	1	2	3
12 La famille\ le conjoint\ les amis	1	2	3

NEW

NOUVEAU

ASK ALL

A TOUS

QD14 Do you think that some types of cigarettes are less harmful than other types, or are all cigarettes equally harmful? (M)

QD14 Pensez-vous que certains types de cigarettes sont moins nocifs que d'autres, ou toutes les cigarettes sont-elles aussi nocives? (M)

(READ OUT - ONE ANSWER ONLY)

(LIRE - UNE SEULE REPONSE)

Some are less harmful (M)	1
All are equally harmful (M)	2
DK	3

Certaines sont moins nocives (M)	1
Toutes sont aussi nocives (M)	2
NSP	3

EB58.2 Q6 TREND MODIFIED

EB58.2 Q6 TREND MODIFIE

QD15 Do you think that any of the following is an indication of whether a cigarette brand could be less harmful compared to others?

QD15 Pensez-vous que les éléments suivants peuvent indiquer si une marque de cigarettes est moins nocive comparée aux autres ?

(ONE ANSWER PER LINE)

(UNE REPONSE PAR LIGNE)

(READ OUT) Yes No DK

(LIRE) Oui Non NSP

1	The taste, such as menthol or sweet flavours	1	2	3
2	The tar or nicotine levels indicated on cigarette packs	1	2	3
3	The colour of cigarette packs	1	2	3
4	Specific terms in the brand's name, such as "silver", "blue" or "natural"	1	2	3

1	Le goût, tel que le menthol ou les saveurs sucrées	1	2	3
2	Les niveaux de goudron ou de nicotine indiqués sur les paquets de cigarettes	1	2	3
3	La couleur des paquets de cigarettes	1	2	3
4	Des termes dans le nom de la marque, tels que "silver", "blue" ou "natural"	1	2	3

EB58.2 Q6 TREND MODIFIED

EB58.2 Q6 TREND MODIFIE

QD16 In the past 6 months, have you seen tobacco advertising or promotion?

QD16 Au cours des 6 derniers mois, avez-vous vu une publicité ou une promotion pour des produits du tabac ?

(READ OUT – ONE ANSWER ONLY)

(LIRE – UNE SEULE REPONSE)

Often	1
From time to time	2
Rarely	3
Never	4
DK	5

Souvent	1
De temps en temps	2
Rarement	3
Jamais	4
NSP	5

NEW

NOUVEAU

--

QD17 In the past 12 months, have you bought tobacco products in each of the following ways?

(SHOW CARD WITH SCALE – ONE ANSWER PER LINE)

	(READ OUT)	Often	From time to time	Rarely	Never	DK
--	------------	-------	-------------------	--------	-------	----

1	Via the Internet	1	2	3	4	5
2	In vending machines	1	2	3	4	5
3	In self-service sales	1	2	3	4	5
4	Bought in another country	1	2	3	4	5

NEW

--

QD17 Au cours des 12 derniers mois, avez-vous acheté des produits de tabac de l'une des façons suivantes ?

(MONTRER CARTE AVEC ECHELLE – UNE REPONSE PAR LIGNE)

	(LIRE)	Souvent	De temps en temps	Rarement	Jamais	NSP
--	--------	---------	-------------------	----------	--------	-----

1	Par Internet	1	2	3	4	5
2	Dans des distributeurs automatiques	1	2	3	4	5
3	En vente libre-service	1	2	3	4	5
4	Dans un autre pays	1	2	3	4	5

NEW

--

--

QD18 Would you be in favour of or opposed to any of the following measures?

QD18 Seriez-vous pour ou contre chacune des mesures suivantes ?

(ONE ANSWER PER LINE)

(UNE REPOSE PAR LIGNE)

	(READ OUT)	In favour	Opposed	DK
--	------------	-----------	---------	----

	(LIRE)	Pour	Contre	NSP
--	--------	------	--------	-----

1	Banning display and advertising of tobacco products in points of sales\ shops	1	2	3
2	Keeping tobacco products out of sight in shop\ points of sale	1	2	3
3	Banning the sales of tobacco products via the Internet	1	2	3
4	Banning the sales of tobacco products through vending machines	1	2	3
5	Putting picture health warnings on all packages of tobacco products	1	2	3
6	Banning flavours that make tobacco products more attractive	1	2	3
7	Banning colours, logos and promotional elements from packets of tobacco products	1	2	3
8	Increasing taxes on tobacco products	1	2	3
9	Introducing an extra fee on manufacturers of tobacco products to cover the health costs of tobacco use	1	2	3

1	Interdire la publicité pour les produits du tabac dans les points de vente\ magasins	1	2	3
2	Garder les produits du tabac hors de vue dans les magasins\ points de vente	1	2	3
3	Interdire la vente de tabac par Internet	1	2	3
4	Interdire la vente de tabac dans des distributeurs automatiques	1	2	3
5	Mettre des photos d'avertissement liées à la santé sur tous les paquets des produits du tabac	1	2	3
6	Interdire les goûts qui rendent les produits du tabac plus attirants	1	2	3
7	Interdire les couleurs, les logos et les éléments promotionnels sur les paquets des produits du tabac	1	2	3
8	Augmenter les taxes sur les produits du tabac	1	2	3
9	Introduire un coût supplémentaire pour les fabricants de produits du tabac pour couvrir les soins de santé liés à la consommation des produits du tabac	1	2	3

NEW

NOUVEAU

TABLES

QD2.1 Avez-vous déjà essayé l'un des produits suivants ?

Une pipe à eau (shisha, narguilé, hookah)

QD2.1 Have you ever tried any of the following products?

Water pipe (shisha, hookah)

QD2.1 Haben Sie jemals eines der folgenden Produkte ausprobiert?

Wasserpfeife (Shisha, Nargileh)

	UE27	BE	BG	CZ	DK	D-W	DE	D-E	EE	IE	EL	ES
	EU27											
	EB	EB	EB	EB	EB	EB	EB	EB	EB	EB	EB	EB
	72.3	72.3	72.3	72.3	72.3	72.3	72.3	72.3	72.3	72.3	72.3	72.3
Oui, je l'utilise régulièrement	1	1	1	1	1	1	1	0	2	0	1	1
Oui, je l'ai essayé au moins une fois	11	10	9	13	27	15	14	13	27	3	12	5
Non	88	89	89	86	72	84	85	87	71	93	87	94
NSP	0	0	1	0	0	0	0	0	0	4	0	0
Oui	12	11	10	14	28	16	15	13	29	3	13	6

	FR	IT	CY	CY (tcc)	LV	LT	LU	HU	MT	NL	AT
	EB	EB	EB	EB	EB	EB	EB	EB	EB	EB	EB
	72.3	72.3	72.3	72.3	72.3	72.3	72.3	72.3	72.3	72.3	72.3
Yes, I use it regularly	1	1	1	2	1	2	1	1	1	1	2
Yes, I have tried it at least once	15	5	22	14	33	26	15	8	3	19	15
No	84	94	77	84	66	72	82	91	96	80	83
DK	0	0	0	0	0	0	2	0	0	0	0
Yes	16	6	23	16	34	28	16	9	4	20	17

	PL	PT	RO	SI	SK	FI	SE	UK	HR	TR	MK
	EB	EB	EB	EB	EB	EB	EB	EB	EB	EB	EB
	72.3	72.3	72.3	72.3	72.3	72.3	72.3	72.3	72.3	72.3	72.3
Ja, Sie benutzen das regelmäßig	2	0	1	1	1	1	1	1	0	2	0
Ja, Sie haben es mindestens einmal probiert	7	4	4	12	12	14	26	10	2	10	3
Nein	91	95	88	87	87	85	72	89	92	87	93
WN	0	1	7	0	0	0	1	0	6	1	4
Ja	9	4	5	13	13	15	27	11	2	12	3

QD2.2 Avez-vous déjà essayé l'un des produits suivants ?
 Du tabac oral (tel que snus, tabac à priser ou tabac à chiquer)
 QD2.2 Have you ever tried any of the following products?
 Oral tobacco (such as snuff, snus or chewing tobacco)
 QD2.2 Haben Sie jemals eines der folgenden Produkte ausprobiert?
 Rauchfreier Tabak (wie z. B. Schnupf- oder Kautabak)

	UE27	BE	BG	CZ	DK	D-W	DE	D-E	EE	IE	EL	ES
	EU27											
	EB	EB	EB	EB	EB	EB	EB	EB	EB	EB	EB	EB
	72.3	72.3	72.3	72.3	72.3	72.3	72.3	72.3	72.3	72.3	72.3	72.3
Oui, je l'utilise régulièrement	1	1	0	0	0	0	0	0	0	0	1	0
Oui, je l'ai essayé au moins une fois	5	2	3	7	12	9	8	6	10	2	4	3
Non	94	97	96	93	88	91	92	94	90	94	95	97
NSP	0	0	1	0	0	0	0	0	0	4	0	0
Oui	6	3	3	7	12	9	8	6	10	2	5	3

	FR	IT	CY	CY (tcc)	LV	LT	LU	HU	MT	NL	AT
	EB	EB	EB	EB	EB	EB	EB	EB	EB	EB	EB
	72.3	72.3	72.3	72.3	72.3	72.3	72.3	72.3	72.3	72.3	72.3
Yes, I use it regularly	1	1	0	2	0	0	0	0	1	0	1
Yes, I have tried it at least once	3	2	2	3	6	6	3	2	0	3	10
No	96	97	97	95	94	93	95	98	99	96	89
DK	0	0	1	0	0	1	2	0	0	1	0
Yes	4	3	2	5	6	6	3	2	1	3	11

	PL	PT	RO	SI	SK	FI	SE	UK	HR	TR	MK
	EB	EB	EB	EB	EB	EB	EB	EB	EB	EB	EB
	72.3	72.3	72.3	72.3	72.3	72.3	72.3	72.3	72.3	72.3	72.3
Ja, Sie benutzen das regelmäßig	1	2	1	1	0	2	12	0	0	0	3
Ja, Sie haben es mindestens einmal probiert	8	4	1	8	6	18	27	5	3	1	2
Nein	91	93	91	91	94	80	60	95	92	97	92
WN	0	1	7	0	0	0	1	0	5	2	3
Ja	9	6	2	9	6	20	39	5	3	1	5

QD2.3 Avez-vous déjà essayé l'un des produits suivants ?
 Des produits contenant de la nicotine mais pas de tabac (tels que des cigarettes électroniques ou des boissons à la nicotine)
 QD2.3 Have you ever tried any of the following products?
 Products containing nicotine but not tobacco (such as electronic cigarettes or nicotine drinks)
 QD2.3 Haben Sie jemals eines der folgenden Produkte ausprobiert?
 Produkte, die Nikotin aber kein Tabak enthalten (Elektronische Zigaretten oder nikotinhaltige Getränke)

	UE27	BE	BG	CZ	DK	D-W	DE	D-E	EE	IE	EL	ES
	EU27											
	EB	EB	EB	EB	EB	EB	EB	EB	EB	EB	EB	EB
	72.3	72.3	72.3	72.3	72.3	72.3	72.3	72.3	72.3	72.3	72.3	72.3
Oui, je l'utilise régulièrement	1	0	0	1	2	1	1	0	0	1	0	0
Oui, je l'ai essayé au moins une fois	2	2	3	4	11	1	1	1	4	2	1	1
Non	96	98	96	95	87	98	98	99	96	93	98	99
NSP	1	0	1	0	0	0	0	0	0	4	1	0
Oui	3	2	3	5	13	2	2	1	4	3	1	1

	FR	IT	CY	CY (tcc)	LV	LT	LU	HU	MT	NL	AT
	EB	EB	EB	EB	EB	EB	EB	EB	EB	EB	EB
	72.3	72.3	72.3	72.3	72.3	72.3	72.3	72.3	72.3	72.3	72.3
Yes, I use it regularly	0	1	0	6	1	0	0	0	0	1	0
Yes, I have tried it at least once	2	1	1	2	3	1	2	2	2	3	5
No	98	97	99	91	95	98	96	98	98	96	94
DK	0	1	0	1	1	1	2	0	0	0	1
Yes	2	2	1	8	4	1	2	2	2	4	5

	PL	PT	RO	SI	SK	FI	SE	UK	HR	TR	MK
	EB	EB	EB	EB	EB	EB	EB	EB	EB	EB	EB
	72.3	72.3	72.3	72.3	72.3	72.3	72.3	72.3	72.3	72.3	72.3
Ja, Sie benutzen das regelmäßig	1	0	2	3	0	1	1	1	0	1	0
Ja, Sie haben es mindestens einmal probiert	2	1	2	4	4	13	9	6	1	0	0
Nein	97	98	89	93	96	85	89	93	94	98	96
WN	0	1	7	0	0	1	1	0	5	1	4
Ja	3	1	4	7	4	14	10	7	1	1	0

QD2T Utilisation de ces produits
 QD2T Use of those products
 QD2T Benutzung dieser Produkte

	UE27	BE	BG	CZ	DK	D-W	DE	D-E	EE	IE	EL	ES
	EB 72.3	EB 72.3	EB 72.3	EB 72.3	EB 72.3	EB 72.3	EB 72.3	EB 72.3	EB 72.3	EB 72.3	EB 72.3	EB 72.3
N'a jamais utilisé régulièrement ou essayé au moins une fois l'un de ces produits	84	86	89	79	62	79	80	84	68	94	85	91
Un produit utilisé régulièrement ou essayé au moins une fois	12	12	8	17	25	16	15	12	23	5	12	8
Deux produits utilisés régulièrement ou essayés au moins une fois	3	2	2	4	11	5	5	3	7	1	2	1
Trois produits utilisés régulièrement ou essayés au moins une fois	1	0	1	0	2	0	0	1	2	0	1	0

	FR	IT	CY	CY (tcc)	LV	LT	LU	HU	MT	NL	AT
	EB 72.3	EB 72.3	EB 72.3	EB 72.3	EB 72.3	EB 72.3	EB 72.3	EB 72.3	EB 72.3	EB 72.3	EB 72.3
Never used regularly or tried at least once one of those products	81	92	77	79	64	71	81	90	94	77	77
One product used regularly or tried at least once	17	6	21	16	29	23	17	9	5	20	16
Two products used regularly or tried at least once	2	1	2	4	6	6	2	0	1	3	5
Three products used regularly or tried at least once	0	1	0	1	1	0	0	1	0	0	2

	PL	PT	RO	SI	SK	FI	SE	UK	HR	TR	MK
	EB 72.3	EB 72.3	EB 72.3	EB 72.3	EB 72.3	EB 72.3	EB 72.3	EB 72.3	EB 72.3	EB 72.3	EB 72.3
Hat nie ein dieser Produkte regelmäßig benutzt oder mindestens einmal probiert	86	91	92	80	82	73	48	82	95	87	92
Ein dieser Produkte ist regelmäßig benutzt oder wurde mindestens einmal probiert	9	8	6	14	14	13	30	14	4	12	7
Zwei dieser Produkte sind regelmäßig benutzt oder wurden mindestens einmal probiert	4	1	1	5	3	5	18	4	1	1	1
Drei dieser Produkte sind regelmäßig benutzt oder wurden mindestens einmal probiert	1	0	1	1	1	9	4	0	0	0	0

QD3a.1 Utilisez-vous les produits du tabac suivants tous les jours, occasionnellement ou pas du tout ?

Des cigarettes fabriquées industriellement

QD3a.1 Do you use the following tobacco products every day, occasionally or not at all?

Manufactured cigarettes

QD3a.1 Rauchen Sie folgende Tabakprodukte täglich, gelegentlich oder nie?

Filterzigaretten

	UE27	BE	BG	CZ	DK	D-W	DE	D-E	EE	IE	EL	ES
	EU27											
	EB	EB	EB	EB	EB	EB	EB	EB	EB	EB	EB	EB
	72.3	72.3	72.3	72.3	72.3	72.3	72.3	72.3	72.3	72.3	72.3	72.3
Oui, tous les jours	79	68	96	84	78	68	69	74	86	88	91	86
Oui, occasionnellement	14	21	4	8	12	20	20	20	11	9	6	12
Non, pas du tout	7	11	0	8	10	12	11	6	3	3	3	2
Oui	93	89	100	92	90	88	89	94	97	97	97	98

	FR	IT	CY	CY (tcc)	LV	LT	LU	HU	MT	NL	AT
	EB	EB	EB	EB	EB	EB	EB	EB	EB	EB	EB
	72.3	72.3	72.3	72.3	72.3	72.3	72.3	72.3	72.3	72.3	72.3
Yes, every day	68	92	87	93	90	88	74	80	82	49	91
Yes, occasionally	19	6	6	6	8	10	16	14	14	32	7
No, not at all	13	2	7	1	2	2	10	6	4	19	2
Yes	87	98	93	99	98	98	90	94	96	81	98

	PL	PT	RO	SI	SK	FI	SE	UK	HR	TR	MK
	EB	EB	EB	EB	EB	EB	EB	EB	EB	EB	EB
	72.3	72.3	72.3	72.3	72.3	72.3	72.3	72.3	72.3	72.3	72.3
Ja, täglich	86	88	95	89	73	70	71	67	91	92	92
Ja, gelegentlich	12	6	5	9	13	23	20	17	5	6	7
Nein, nie	2	6	0	2	14	7	9	16	4	2	1
Ja	98	94	100	98	86	93	91	84	96	98	99

QD3a.2 Utilisez-vous les produits du tabac suivants tous les jours, occasionnellement ou pas du tout ?

Des cigarettes roulées à la main

QD3a.2 Do you use the following tobacco products every day, occasionally or not at all?

Hand-rolled cigarettes

QD3a.2 Rauchen Sie folgende Tabakprodukte täglich, gelegentlich oder nie?

Selbstgedrehte Zigaretten

	UE27	BE	BG	CZ	DK	D-W	DE	D-E	EE	IE	EL	ES
	EU27											
	EB	EB	EB	EB	EB	EB	EB	EB	EB	EB	EB	EB
	72.3	72.3	72.3	72.3	72.3	72.3	72.3	72.3	72.3	72.3	72.3	72.3
Oui, tous les jours	15	27	0	3	12	22	21	20	2	11	7	9
Oui, occasionnellement	19	23	5	13	11	24	23	20	20	16	21	23
Non, pas du tout	66	50	95	84	77	54	56	60	78	73	72	68
Oui	34	50	5	16	23	46	44	40	22	27	28	32

	FR	IT	CY	CY (tcc)	LV	LT	LU	HU	MT	NL	AT
	EB	EB	EB	EB	EB	EB	EB	EB	EB	EB	EB
	72.3	72.3	72.3	72.3	72.3	72.3	72.3	72.3	72.3	72.3	72.3
Yes, every day	28	4	15	3	1	2	3	12	7	41	5
Yes, occasionally	16	19	14	13	15	16	13	20	25	17	41
No, not at all	56	77	71	84	84	82	84	68	68	42	54
Yes	44	23	29	16	16	18	16	32	32	58	46

	PL	PT	RO	SI	SK	FI	SE	UK	HR	TR	MK
	EB	EB	EB	EB	EB	EB	EB	EB	EB	EB	EB
	72.3	72.3	72.3	72.3	72.3	72.3	72.3	72.3	72.3	72.3	72.3
Ja, täglich	5	4	0	2	1	10	6	27	6	4	1
Ja, gelegentlich	15	23	11	21	17	21	16	23	13	17	17
Nein, nie	80	73	89	77	82	69	78	50	81	79	82
Ja	20	27	11	23	18	31	22	50	19	21	18

QD3a.3 Utilisez-vous les produits du tabac suivants tous les jours, occasionnellement ou pas du tout ?

Des cigares

QD3a.3 Do you use the following tobacco products every day, occasionally or not at all?

Cigars

QD3a.3 Rauchen Sie folgende Tabakprodukte täglich, gelegentlich oder nie?

Zigarren

	UE27	BE	BG	CZ	DK	D-W	DE	D-E	EE	IE	EL	ES
	EU27											
	EB	EB	EB	EB	EB	EB	EB	EB	EB	EB	EB	EB
	72.3	72.3	72.3	72.3	72.3	72.3	72.3	72.3	72.3	72.3	72.3	72.3
Oui, tous les jours	1	5	0	0	2	2	2	4	3	0	0	2
Oui, occasionnellement	12	14	4	15	12	13	13	13	13	7	8	10
Non, pas du tout	87	81	96	85	86	85	85	83	84	93	92	88
Oui	13	19	4	15	14	15	15	17	16	7	8	12

	FR	IT	CY	CY (tcc)	LV	LT	LU	HU	MT	NL	AT
	EB	EB	EB	EB	EB	EB	EB	EB	EB	EB	EB
	72.3	72.3	72.3	72.3	72.3	72.3	72.3	72.3	72.3	72.3	72.3
Yes, every day	1	1	0	1	1	0	6	1	3	2	0
Yes, occasionally	16	9	13	15	16	14	11	10	13	21	23
No, not at all	83	90	87	84	83	86	83	89	84	77	77
Yes	17	10	13	16	17	14	17	11	16	23	23

	PL	PT	RO	SI	SK	FI	SE	UK	HR	TR	MK
	EB	EB	EB	EB	EB	EB	EB	EB	EB	EB	EB
	72.3	72.3	72.3	72.3	72.3	72.3	72.3	72.3	72.3	72.3	72.3
Ja, täglich	1	0	1	0	4	3	0	0	2	0	0
Ja, gelegentlich	3	12	11	12	12	27	17	13	6	8	12
Nein, nie	96	88	88	88	84	70	83	87	92	92	88
Ja	4	12	12	12	16	30	17	13	8	8	12

QD3a.4 Utilisez-vous les produits du tabac suivants tous les jours, occasionnellement ou pas du tout ?

La pipe

QD3a.4 Do you use the following tobacco products every day, occasionally or not at all?

Pipe

QD3a.4 Rauchen Sie folgende Tabakprodukte täglich, gelegentlich oder nie?

Pfeife

	UE27	BE	BG	CZ	DK	D-W	DE	D-E	EE	IE	EL	ES
	EB	EB	EB	EB	EB	EB	EB	EB	EB	EB	EB	EB
	72.3	72.3	72.3	72.3	72.3	72.3	72.3	72.3	72.3	72.3	72.3	72.3
Oui, tous les jours	1	0	0	0	8	1	1	1	0	0	0	1
Oui, occasionnellement	4	3	1	5	9	5	5	5	10	2	1	5
Non, pas du tout	95	97	99	95	83	94	94	94	90	98	99	94
Oui	5	3	1	5	17	6	6	6	10	2	1	6

	FR	IT	CY	CY (tcc)	LV	LT	LU	HU	MT	NL	AT
	EB	EB	EB	EB	EB	EB	EB	EB	EB	EB	EB
	72.3	72.3	72.3	72.3	72.3	72.3	72.3	72.3	72.3	72.3	72.3
Yes, every day	1	0	0	0	0	1	1	0	1	1	0
Yes, occasionally	4	2	1	3	8	14	6	6	7	2	6
No, not at all	95	98	99	97	92	85	93	94	92	97	94
Yes	5	2	1	3	8	15	7	6	8	3	6

	PL	PT	RO	SI	SK	FI	SE	UK	HR	TR	MK
	EB	EB	EB	EB	EB	EB	EB	EB	EB	EB	EB
	72.3	72.3	72.3	72.3	72.3	72.3	72.3	72.3	72.3	72.3	72.3
Ja, täglich	1	0	0	1	0	1	1	1	0	1	0
Ja, gelegentlich	2	2	7	8	6	9	8	2	1	1	10
Nein, nie	97	98	93	91	94	90	91	97	99	98	90
Ja	3	2	7	9	6	10	9	3	1	2	10

QD3a.5 Utilisez-vous les produits du tabac suivants tous les jours, occasionnellement ou pas du tout ?

La pipe à eau (shisha, narguilé, hookah)

QD3a.5 Do you use the following tobacco products every day, occasionally or not at all?

Water pipe (shisha, hookah)

QD3a.5 Rauchen Sie folgende Tabakprodukte täglich, gelegentlich oder nie?

Wasserpfeife (Shisha, Nargileh)

	UE27	BE	BG	CZ	DK	D-W	DE	D-E	EE	IE	EL	ES
	EB	EB	EB	EB	EB	EB	EB	EB	EB	EB	EB	EB
	72.3	72.3	72.3	72.3	72.3	72.3	72.3	72.3	72.3	72.3	72.3	72.3
Oui, tous les jours	0	0	0	0	0	0	0	0	0	0	0	1
Oui, occasionnellement	9	5	5	20	12	14	12	8	19	2	6	7
Non, pas du tout	91	95	95	80	88	86	88	92	81	98	94	92
Oui	9	5	5	20	12	14	12	8	19	2	6	8

	FR	IT	CY	CY (tcc)	LV	LT	LU	HU	MT	NL	AT
	EB	EB	EB	EB	EB	EB	EB	EB	EB	EB	EB
	72.3	72.3	72.3	72.3	72.3	72.3	72.3	72.3	72.3	72.3	72.3
Yes, every day	0	0	0	0	0	0	0	0	0	1	0
Yes, occasionally	14	3	12	16	22	20	11	6	8	12	16
No, not at all	86	97	88	84	78	80	89	94	92	87	84
Yes	14	3	12	16	22	20	11	6	8	13	16

	PL	PT	RO	SI	SK	FI	SE	UK	HR	TR	MK
	EB	EB	EB	EB	EB	EB	EB	EB	EB	EB	EB
	72.3	72.3	72.3	72.3	72.3	72.3	72.3	72.3	72.3	72.3	72.3
Ja, täglich	1	0	0	0	0	0	0	1	0	3	0
Ja, gelegentlich	4	3	9	10	8	6	13	6	2	20	3
Nein, nie	95	97	91	90	92	94	87	93	98	77	97
Ja	5	3	9	10	8	6	13	7	2	23	3

QD3b.1 Avant d'arrêter de fumer, utilisiez-vous les produits du tabac suivants tous les jours, occasionnellement ou pas du tout ?

Des cigarettes fabriquées industriellement

QD3b.1 Before quitting, did you use the following tobacco products every day, occasionally or not at all?

Manufactured cigarettes

QD3b.1 Haben Sie folgende Tabakprodukte täglich, gelegentlich oder niemals geraucht, bevor Sie mit dem Rauchen aufgehört haben?

Filterzigaretten

	UE27	BE	BG	CZ	DK	D-W	DE	D-E	EE	IE	EL	ES
	EU27											
	EB	EB	EB	EB	EB	EB	EB	EB	EB	EB	EB	EB
	72.3	72.3	72.3	72.3	72.3	72.3	72.3	72.3	72.3	72.3	72.3	72.3
Oui, tous les jours	69	66	80	65	79	61	62	66	60	79	82	76
Oui, occasionnellement	21	23	18	24	17	26	26	29	26	16	5	15
Non, pas du tout	10	11	2	11	4	13	12	5	14	5	13	9
Oui	90	89	98	89	96	87	88	95	86	95	87	91

	FR	IT	CY	CY (tcc)	LV	LT	LU	HU	MT	NL	AT
	EB	EB	EB	EB	EB	EB	EB	EB	EB	EB	EB
	72.3	72.3	72.3	72.3	72.3	72.3	72.3	72.3	72.3	72.3	72.3
Yes, every day	75	77	87	83	46	52	70	77	78	62	71
Yes, occasionally	16	16	11	10	38	33	18	13	21	24	24
No, not at all	9	7	2	7	16	15	12	10	1	14	5
Yes	91	93	98	93	84	85	88	90	99	86	95

	PL	PT	RO	SI	SK	FI	SE	UK	HR	TR	MK
	EB	EB	EB	EB	EB	EB	EB	EB	EB	EB	EB
	72.3	72.3	72.3	72.3	72.3	72.3	72.3	72.3	72.3	72.3	72.3
Ja, täglich	72	75	66	79	40	72	68	59	86	95	85
Ja, gelegentlich	18	11	14	16	41	26	25	30	10	5	12
Nein, nie	10	14	20	5	19	2	7	11	4	0	3
Ja	90	86	80	95	81	98	93	89	96	100	97

QD3b.2 Avant d'arrêter de fumer, utilisiez-vous les produits du tabac suivants tous les jours, occasionnellement ou pas du tout ?

Des cigarettes roulées à la main

QD3b.2 Before quitting, did you use the following tobacco products every day, occasionally or not at all?

Hand-rolled cigarettes

QD3b.2 Haben Sie folgende Tabakprodukte täglich, gelegentlich oder niemals geraucht, bevor Sie mit dem Rauchen aufgehört haben?

Selbstgedrehte Zigaretten

	UE27	BE	BG	CZ	DK	D-W	DE	D-E	EE	IE	EL	ES
	EB	EB	EB	EB	EB	EB	EB	EB	EB	EB	EB	EB
	72.3	72.3	72.3	72.3	72.3	72.3	72.3	72.3	72.3	72.3	72.3	72.3
Oui, tous les jours	8	14	0	1	12	11	10	4	1	2	1	3
Oui, occasionnellement	17	20	6	16	20	20	19	15	15	13	12	18
Non, pas du tout	75	66	94	83	68	69	71	81	84	85	87	79
Oui	25	34	6	17	32	31	29	19	16	15	13	21

	FR	IT	CY	CY (tcc)	LV	LT	LU	HU	MT	NL	AT
	EB	EB	EB	EB	EB	EB	EB	EB	EB	EB	EB
	72.3	72.3	72.3	72.3	72.3	72.3	72.3	72.3	72.3	72.3	72.3
Yes, every day	9	3	4	3	0	1	7	5	1	34	3
Yes, occasionally	19	14	6	11	12	16	21	9	25	18	43
No, not at all	72	83	90	86	88	83	72	86	74	48	54
Yes	28	17	10	14	12	17	28	14	26	52	46

	PL	PT	RO	SI	SK	FI	SE	UK	HR	TR	MK
	EB	EB	EB	EB	EB	EB	EB	EB	EB	EB	EB
	72.3	72.3	72.3	72.3	72.3	72.3	72.3	72.3	72.3	72.3	72.3
Ja, täglich	3	2	1	2	0	8	3	9	2	3	1
Ja, gelegentlich	12	15	16	21	19	23	23	17	11	19	24
Nein, nie	85	83	83	77	81	69	74	74	87	78	75
Ja	15	17	17	23	19	31	26	26	13	22	25

QD3b.3 Avant d'arrêter de fumer, utilisiez-vous les produits du tabac suivants tous les jours, occasionnellement ou pas du tout ?

Des cigares

QD3b.3 Before quitting, did you use the following tobacco products every day, occasionally or not at all?

Cigars

QD3b.3 Haben Sie folgende Tabakprodukte täglich, gelegentlich oder niemals geraucht, bevor Sie mit dem Rauchen aufgehört haben?

Zigarren

	UE27	BE	BG	CZ	DK	D-W	DE	D-E	EE	IE	EL	ES
	EB	EB	EB	EB	EB	EB	EB	EB	EB	EB	EB	EB
	72.3	72.3	72.3	72.3	72.3	72.3	72.3	72.3	72.3	72.3	72.3	72.3
Oui, tous les jours	2	5	0	0	5	2	2	1	1	1	0	1
Oui, occasionnellement	19	22	6	15	15	19	18	16	19	11	9	23
Non, pas du tout	79	73	94	85	80	79	80	83	80	88	91	76
Oui	21	27	6	15	20	21	20	17	20	12	9	24

	FR	IT	CY	CY (tcc)	LV	LT	LU	HU	MT	NL	AT
	EB	EB	EB	EB	EB	EB	EB	EB	EB	EB	EB
	72.3	72.3	72.3	72.3	72.3	72.3	72.3	72.3	72.3	72.3	72.3
Yes, every day	4	0	2	0	0	1	2	2	0	7	1
Yes, occasionally	22	17	11	18	20	18	14	10	11	30	28
No, not at all	74	83	87	82	80	81	84	88	89	63	71
Yes	26	17	13	18	20	19	16	12	11	37	29

	PL	PT	RO	SI	SK	FI	SE	UK	HR	TR	MK
	EB	EB	EB	EB	EB	EB	EB	EB	EB	EB	EB
	72.3	72.3	72.3	72.3	72.3	72.3	72.3	72.3	72.3	72.3	72.3
Ja, täglich	1	1	0	1	2	3	1	3	1	0	1
Ja, gelegentlich	7	12	6	19	23	30	28	24	4	2	12
Nein, nie	92	87	94	80	75	67	71	73	95	98	87
Ja	8	13	6	20	25	33	29	27	5	2	13

QD3b.4 Avant d'arrêter de fumer, utilisiez-vous les produits du tabac suivants tous les jours, occasionnellement ou pas du tout ?

La pipe

QD3b.4 Before quitting, did you use the following tobacco products every day, occasionally or not at all?

Pipe

QD3b.4 Haben Sie folgende Tabakprodukte täglich, gelegentlich oder niemals geraucht, bevor Sie mit dem Rauchen aufgehört haben?

Pfeife

	UE27	BE	BG	CZ	DK	D-W	DE	D-E	EE	IE	EL	ES
	EB	EB	EB	EB	EB	EB	EB	EB	EB	EB	EB	EB
	72.3	72.3	72.3	72.3	72.3	72.3	72.3	72.3	72.3	72.3	72.3	72.3
Oui, tous les jours	3	3	0	0	11	3	3	0	1	0	1	0
Oui, occasionnellement	10	13	4	8	17	14	13	11	14	5	1	4
Non, pas du tout	87	84	96	92	72	83	84	89	85	95	98	96
Oui	13	16	4	8	28	17	16	11	15	5	2	4

	FR	IT	CY	CY (tcc)	LV	LT	LU	HU	MT	NL	AT
	EB	EB	EB	EB	EB	EB	EB	EB	EB	EB	EB
	72.3	72.3	72.3	72.3	72.3	72.3	72.3	72.3	72.3	72.3	72.3
Yes, every day	5	0	0	0	0	0	1	2	2	4	1
Yes, occasionally	12	7	4	5	6	15	10	9	6	10	9
No, not at all	83	93	96	95	94	85	89	89	92	86	90
Yes	17	7	4	5	6	15	11	11	8	14	10

	PL	PT	RO	SI	SK	FI	SE	UK	HR	TR	MK
	EB	EB	EB	EB	EB	EB	EB	EB	EB	EB	EB
	72.3	72.3	72.3	72.3	72.3	72.3	72.3	72.3	72.3	72.3	72.3
Ja, täglich	2	1	0	3	0	6	5	4	0	0	1
Ja, gelegentlich	11	2	7	13	12	18	19	9	2	3	9
Nein, nie	87	97	93	84	88	76	76	87	98	97	90
Ja	13	3	7	16	12	24	24	13	2	3	10

Special Eurobarometer 332 – Tobacco



QD4a En moyenne, combien de cigarettes fumez-vous par jour ?
 QD4a On average, how many cigarettes do you smoke each day?
 QD4a Wie viele Zigaretten rauchen Sie durchschnittlich pro Tag?

	UE27	BE	BG	CZ	DK	D-W	DE	D-E	EE	IE	EL	ES
	EB	EB	EB	EB	EB	EB	EB	EB	EB	EB	EB	EB
	72.3	72.3	72.3	72.3	72.3	72.3	72.3	72.3	72.3	72.3	72.3	72.3
Moins d'1 cigarette	3	0	0	1	3	4	5	6	2	2	0	5
De 1 à 5 cigarettes	16	10	12	14	15	16	15	12	17	9	7	20
De 6 à 10 cigarettes	26	25	24	33	23	22	21	19	33	29	14	24
De 11 à 20 cigarettes	43	46	52	46	46	42	44	48	40	49	44	40
21 cigarettes ou plus	11	19	10	6	12	15	15	15	7	11	35	10
Cela dépend	0	0	0	0	0	0	0	0	0	0	0	0
NSP	1	0	2	0	1	1	0	0	1	0	0	1

	FR	IT	CY	CY (tcc)	LV	LT	LU	HU	MT	NL	AT
	EB	EB	EB	EB	EB	EB	EB	EB	EB	EB	EB
	72.3	72.3	72.3	72.3	72.3	72.3	72.3	72.3	72.3	72.3	72.3
Less than 1 cigarette	3	0	0	2	2	2	3	1	4	5	0
From 1 to 5 cigarettes	23	18	9	8	17	19	23	9	14	18	5
From 6 to 10 cigarettes	32	35	13	18	34	35	16	20	23	20	24
From 11 to 20 cigarettes	33	38	48	45	40	38	35	56	43	42	49
21 cigarettes or more	8	7	30	27	6	5	23	13	16	15	20
It depends	0	1	0	0	0	0	0	0	0	0	1
DK	1	1	0	0	1	1	0	1	0	0	1

	PL	PT	RO	SI	SK	FI	SE	UK	HR	TR	MK
	EB	EB	EB	EB	EB	EB	EB	EB	EB	EB	EB
	72.3	72.3	72.3	72.3	72.3	72.3	72.3	72.3	72.3	72.3	72.3
Unter 1 Zigarette	2	2	1	2	2	9	5	3	1	0	0
Von 1 bis 5 Zigaretten	10	8	12	14	17	15	33	17	10	10	12
Von 6 bis 10 Zigaretten	23	27	23	15	30	30	23	28	19	21	19
Von 11 bis 20 Zigaretten	53	53	47	48	42	40	36	38	49	56	47
21 Zigaretten oder mehr	7	8	7	21	6	5	3	13	19	12	21
Es hängt davon ab	2	1	0	0	1	0	0	1	1	0	0
WN	3	1	10	0	2	1	0	0	1	1	1

QD4b En moyenne, combien de cigares fumez-vous par jour ?
 QD4b On average, how many cigars do you smoke each day?
 QD4b Wie viele Zigarren rauchen Sie durchschnittlich pro Tag?

	UE27	BE	BG	CZ	DK	D-W	DE	D-E	EE	IE	EL	ES
	EB	EB	EB	EB	EB	EB	EB	EB	EB	EB	EB	EB
	72.3	72.3	72.3	72.3	72.3	72.3	72.3	72.3	72.3	72.3	72.3	72.3
Moins d'1 cigare	62	29	65	80	54	67	62	50	36	34	74	43
De 1 à 5 cigares	21	48	7	11	38	25	27	33	24	24	17	34
6 cigares ou plus	5	22	0	0	0	4	6	11	18	10	6	6
Cela dépend	2	1	0	3	2	1	2	3	4	0	3	7
NSP	10	0	28	6	6	3	3	3	18	32	0	10

	FR	IT	CY	CY (tcc)	LV	LT	LU	HU	MT	NL	AT
	EB	EB	EB	EB	EB	EB	EB	EB	EB	EB	EB
	72.3	72.3	72.3	72.3	72.3	72.3	72.3	72.3	72.3	72.3	72.3
Less than 1 cigar	67	60	70	86	54	55	29	64	65	66	85
From 1 to 5 cigars	11	28	0	13	26	19	27	31	9	24	6
6 cigars or more	6	0	0	1	0	0	0	0	0	6	4
It depends	3	0	9	0	3	0	0	3	0	4	3
DK	13	12	21	0	17	26	44	2	26	0	2

	PL	PT	RO	SI	SK	FI	SE	UK	HR	TR	MK
	EB	EB	EB	EB	EB	EB	EB	EB	EB	EB	EB
	72.3	72.3	72.3	72.3	72.3	72.3	72.3	72.3	72.3	72.3	72.3
Unter 1 Zigarre	30	87	71	77	32	56	87	70	10	26	97
Von 1 bis 5 Zigarren	14	8	4	7	24	11	11	20	12	0	0
6 Zigarren oder mehr	0	0	0	0	12	8	2	3	47	0	0
Es hängt davon ab	7	0	0	0	6	3	0	0	14	0	0
WN	49	5	25	16	26	22	0	7	17	74	3

QD4c En moyenne, combien de pipes fumez-vous par jour ?
 QD4c On average, how many pipes do you smoke each day?
 QD4c Wie viele Pfeifen rauchen Sie durchschnittlich pro Tag?

	UE27	BE	BG	CZ	DK	D-W	DE	D-E	EE	IE	EL	ES
	EU27	EB	EB	EB	EB	EB	EB	EB	EB	EB	EB	EB
	72.3	72.3	72.3	72.3	72.3	72.3	72.3	72.3	72.3	72.3	72.3	72.3
Moins d'1 pipe	56	70	36	80	24	47	49	55	35	23	79	49
De 1 à 5 pipes	23	30	0	0	52	44	34	6	38	6	21	18
6 pipes ou plus	4	0	0	0	22	5	10	24	0	11	0	5
Cela dépend	5	0	0	0	0	0	0	0	6	0	0	7
NSP	12	0	64	20	2	4	7	15	21	60	0	21

	FR	IT	CY	CY (tcc)	LV	LT	LU	HU	MT	NL	AT
	EB	EB	EB	EB	EB	EB	EB	EB	EB	EB	EB
	72.3	72.3	72.3	72.3	72.3	72.3	72.3	72.3	72.3	72.3	72.3
Less than 1 pipe	65	79	62	100	68	52	82	65	60	63	84
From 1 to 5 pipes	22	0	0	0	7	21	5	26	8	37	10
6 pipes or more	4	0	0	0	0	0	0	0	0	0	0
It depends	9	0	0	0	4	2	0	5	0	0	6
DK	0	21	38	0	21	25	13	4	32	0	0

	PL	PT	RO	SI	SK	FI	SE	UK	HR	TR	MK
	EB	EB	EB	EB	EB	EB	EB	EB	EB	EB	EB
	72.3	72.3	72.3	72.3	72.3	72.3	72.3	72.3	72.3	72.3	72.3
Unter 1 Pfeife	26	77	72	60	15	63	60	60	0	62	97
Von 1 bis 5 Pfeifen	40	23	0	18	21	0	10	26	0	0	3
6 Pfeifen oder mehr	0	0	0	4	0	8	7	0	0	20	0
Es hängt davon ab	24	0	0	0	26	8	0	0	51	18	0
WN	10	0	28	18	38	21	23	14	49	0	0

QD5.1 Des facteurs suivants influencent-il votre choix de cigarettes ?

Le prix

QD5.1 Do any of the following factors influence your choice of cigarettes?

The price

QD5.1 Beeinflussen die folgenden Faktoren Ihre Wahl der Zigarettenmarke?

Der Preis

	UE27	BE	BG	CZ	DK	D-W	DE	D-E	EE	IE	EL	ES
	EB	EB	EB	EB	EB	EB	EB	EB	EB	EB	EB	EB
	72.3	72.3	72.3	72.3	72.3	72.3	72.3	72.3	72.3	72.3	72.3	72.3
Oui	50	49	75	79	39	48	52	62	70	37	47	41
Non	49	51	24	21	61	52	48	38	30	60	53	58
NSP	1	0	1	0	0	0	0	0	0	3	0	1

	FR	IT	CY	CY (tcc)	LV	LT	LU	HU	MT	NL	AT
	EB	EB	EB	EB	EB	EB	EB	EB	EB	EB	EB
	72.3	72.3	72.3	72.3	72.3	72.3	72.3	72.3	72.3	72.3	72.3
Yes	49	31	40	24	73	75	28	74	40	33	59
No	51	68	59	74	26	25	71	26	60	67	40
DK	0	1	1	2	1	0	1	0	0	0	1

	PL	PT	RO	SI	SK	FI	SE	UK	HR	TR	MK
	EB	EB	EB	EB	EB	EB	EB	EB	EB	EB	EB
	72.3	72.3	72.3	72.3	72.3	72.3	72.3	72.3	72.3	72.3	72.3
Ja	65	51	65	40	71	38	37	50	51	60	72
Nein	32	48	32	60	29	62	63	50	36	35	26
WN	3	1	3	0	0	0	0	0	13	5	2

QD5.2 Des facteurs suivants influencent-il votre choix de cigarettes ?

Le paquet

QD5.2 Do any of the following factors influence your choice of cigarettes?

The package

QD5.2 Beeinflussen die folgenden Faktoren Ihre Wahl der Zigarettenmarke?

Die Verpackung

	UE27	BE	BG	CZ	DK	D-W	DE	D-E	EE	IE	EL	ES
	EU27											
	EB	EB	EB	EB	EB	EB	EB	EB	EB	EB	EB	EB
	72.3	72.3	72.3	72.3	72.3	72.3	72.3	72.3	72.3	72.3	72.3	72.3
Oui	15	10	14	34	10	11	10	9	12	15	21	10
Non	84	90	83	65	90	86	88	90	88	81	78	90
NSP	1	0	3	1	0	3	2	1	0	4	1	0

	FR	IT	CY	CY (tcc)	LV	LT	LU	HU	MT	NL	AT
	EB	EB	EB	EB	EB	EB	EB	EB	EB	EB	EB
	72.3	72.3	72.3	72.3	72.3	72.3	72.3	72.3	72.3	72.3	72.3
Yes	16	18	13	10	30	19	10	17	25	5	20
No	84	81	86	88	69	80	89	83	75	95	80
DK	0	1	1	2	1	1	1	0	0	0	0

	PL	PT	RO	SI	SK	FI	SE	UK	HR	TR	MK
	EB	EB	EB	EB	EB	EB	EB	EB	EB	EB	EB
	72.3	72.3	72.3	72.3	72.3	72.3	72.3	72.3	72.3	72.3	72.3
Ja	18	19	19	13	42	17	17	12	16	16	27
Nein	79	81	79	86	58	83	81	88	70	78	71
WN	3	0	2	1	0	0	2	0	14	6	2

QD5.3 Des facteurs suivants influencent-il votre choix de cigarettes ?

Le goût

QD5.3 Do any of the following factors influence your choice of cigarettes?

The taste

QD5.3 Beeinflussen die folgenden Faktoren Ihre Wahl der Zigarettenmarke?

Der Geschmack

	UE27 EU27	BE	BG	CZ	DK	D-W	DE	D-E	EE	IE	EL	ES
	EB	EB	EB	EB	EB	EB	EB	EB	EB	EB	EB	EB
	72.3	72.3	72.3	72.3	72.3	72.3	72.3	72.3	72.3	72.3	72.3	72.3
Oui	78	78	74	91	83	77	78	82	77	67	91	79
Non	21	22	24	9	17	23	22	18	23	30	9	21
NSP	1	0	2	0	0	0	0	0	0	3	0	0

	FR	IT	CY	CY (tcc)	LV	LT	LU	HU	MT	NL	AT
	EB	EB	EB	EB	EB	EB	EB	EB	EB	EB	EB
	72.3	72.3	72.3	72.3	72.3	72.3	72.3	72.3	72.3	72.3	72.3
Yes	76	83	70	68	80	72	82	83	70	84	92
No	24	15	29	31	18	27	17	17	30	16	8
DK	0	2	1	1	2	1	1	0	0	0	0

	PL	PT	RO	SI	SK	FI	SE	UK	HR	TR	MK
	EB	EB	EB	EB	EB	EB	EB	EB	EB	EB	EB
	72.3	72.3	72.3	72.3	72.3	72.3	72.3	72.3	72.3	72.3	72.3
Ja	76	81	69	73	82	79	87	74	60	60	66
Nein	21	19	29	27	18	21	12	26	27	34	31
WN	3	0	2	0	0	0	1	0	13	6	3

QD5.4 Des facteurs suivants influencent-il votre choix de cigarettes ?

Les niveaux de goudron, nicotine et monoxyde de carbone

QD5.4 Do any of the following factors influence your choice of cigarettes?

The tar, nicotine and monoxide carbon levels

QD5.4 Beeinflussen die folgenden Faktoren Ihre Wahl der Zigarettenmarke?

Die Kondensat-, Nikotin-, Kohlenmonoxidwerte

	UE27	BE	BG	CZ	DK	D-W	DE	D-E	EE	IE	EL	ES
	EB	EB	EB	EB	EB	EB	EB	EB	EB	EB	EB	EB
	72.3	72.3	72.3	72.3	72.3	72.3	72.3	72.3	72.3	72.3	72.3	72.3
Oui	39	31	70	48	31	31	31	32	77	30	79	29
Non	59	69	25	51	68	66	66	66	23	65	21	70
NSP	2	0	5	1	1	3	3	2	0	5	0	1

	FR	IT	CY	CY (tcc)	LV	LT	LU	HU	MT	NL	AT
	EB	EB	EB	EB	EB	EB	EB	EB	EB	EB	EB
	72.3	72.3	72.3	72.3	72.3	72.3	72.3	72.3	72.3	72.3	72.3
Yes	26	45	70	38	66	70	29	67	58	22	52
No	73	53	29	57	33	28	70	32	41	78	47
DK	1	2	1	5	1	2	1	1	1	0	1

	PL	PT	RO	SI	SK	FI	SE	UK	HR	TR	MK
	EB	EB	EB	EB	EB	EB	EB	EB	EB	EB	EB
	72.3	72.3	72.3	72.3	72.3	72.3	72.3	72.3	72.3	72.3	72.3
Ja	44	51	53	63	43	35	42	30	38	39	55
Nein	53	47	43	37	57	65	55	68	47	55	42
WN	3	2	4	0	0	0	3	2	15	6	3

QD6 Laquelle des affirmations suivantes décrit le mieux les règles que vous appliquez pour fumer à la maison ?
 QD6 Which statement best describes smoking situation inside your house?
 QD6 Welche der folgenden Aussagen beschreibt am besten, ob und wo bei Ihnen zu Hause geraucht werden darf?

	UE27	BE	BG	CZ	DK	D-W	DE	D-E	EE	IE	EL	ES
	EU27	EB	EB	EB	EB	EB	EB	EB	EB	EB	EB	EB
	72.3	72.3	72.3	72.3	72.3	72.3	72.3	72.3	72.3	72.3	72.3	72.3
Il est interdit de fumer partout dans la maison	61	59	46	68	51	73	72	68	59	69	39	44
Il est permis de fumer uniquement dans certaines pièces de la maison	24	25	38	23	27	18	19	24	36	14	34	28
Il est permis de fumer partout dans la maison	14	15	15	8	22	8	8	7	4	16	27	27
NSP	1	1	1	1	0	1	1	1	1	1	0	1

	FR	IT	CY	CY (tcc)	LV	LT	LU	HU	MT	NL	AT
	EB	EB	EB	EB	EB	EB	EB	EB	EB	EB	EB
	72.3	72.3	72.3	72.3	72.3	72.3	72.3	72.3	72.3	72.3	72.3
Smoking is not allowed at all inside the house	61	59	44	42	51	73	65	62	69	60	54
Smoking is allowed only in certain rooms inside the house	25	25	32	31	42	19	25	24	19	27	29
Smoking is allowed everywhere inside the house	12	15	24	26	6	7	8	14	12	13	15
DK	2	1	0	1	1	1	2	0	0	0	2

	PL	PT	RO	SI	SK	FI	SE	UK	HR	TR	MK
	EB	EB	EB	EB	EB	EB	EB	EB	EB	EB	EB
	72.3	72.3	72.3	72.3	72.3	72.3	72.3	72.3	72.3	72.3	72.3
Im Haus/ in der Wohnung darf prinzipiell nicht geraucht werden	50	66	52	66	72	95	86	67	31	50	30
Im Haus/ in der Wohnung darf nur in einigen Räumen geraucht werden	32	19	35	27	22	3	8	16	42	24	37
Es darf überall im Haus/ in der Wohnung geraucht werden	17	13	12	7	5	2	5	16	26	25	30
WN	1	2	1	0	1	0	1	1	1	1	3

QD7 Permettez-vous que l'on fume dans votre voiture ?
 QD7 Do you allow smoking in your car?
 QD7 Gestatten Sie, dass in Ihrem Auto geraucht wird?

	UE27	BE	BG	CZ	DK	D-W	DE	D-E	EE	IE	EL	ES
	EB	EB	EB	EB	EB	EB	EB	EB	EB	EB	EB	EB
	72.3	72.3	72.3	72.3	72.3	72.3	72.3	72.3	72.3	72.3	72.3	72.3
Il n'est jamais permis de fumer dans ma voiture	52	58	17	59	59	71	70	65	48	58	24	34
Il est parfois permis de fumer dans ma voiture	9	9	11	10	5	7	7	7	9	11	21	9
Il est toujours permis de fumer dans ma voiture	11	12	15	9	9	7	7	8	5	10	18	21
N'a pas de voiture (SPONTANE)	27	21	55	22	27	14	15	20	37	19	37	36
NSP	1	0	2	0	0	1	1	0	1	2	0	0

	FR	IT	CY	CY (tcc)	LV	LT	LU	HU	MT	NL	AT
	EB	EB	EB	EB	EB	EB	EB	EB	EB	EB	EB
	72.3	72.3	72.3	72.3	72.3	72.3	72.3	72.3	72.3	72.3	72.3
Smoking is never allowed in my car	59	54	50	48	34	34	71	32	45	65	57
Smoking is allowed sometimes in my car	11	12	16	21	10	12	9	9	9	7	11
Smoking is allowed all the time in my car	14	15	18	20	7	9	7	6	13	10	16
Do not have a car (SPONTANEOUS)	16	18	16	10	48	43	12	53	33	18	16
DK	0	1	0	1	1	2	1	0	0	0	0

	PL	PT	RO	SI	SK	FI	SE	UK	HR	TR	MK
	EB	EB	EB	EB	EB	EB	EB	EB	EB	EB	EB
	72.3	72.3	72.3	72.3	72.3	72.3	72.3	72.3	72.3	72.3	72.3
Im Auto darf prinzipiell nicht geraucht werden	39	43	21	66	52	78	76	58	44	11	20
Im Auto darf nur manchmal geraucht werden	11	10	10	7	10	5	3	6	9	4	11
Im Auto darf immer geraucht werden	7	8	8	6	6	4	3	10	17	5	12
Ich habe kein Auto (SPONTAN)	42	38	60	21	32	13	18	25	28	76	55
WN	1	1	1	0	0	0	0	1	2	4	2

QD8.1 Au cours des 6 derniers mois, la dernière fois que vous avez fréquenté ..., y avait-il des personnes qui fumaient à l'intérieur ?

Un établissement où l'on boit tel qu'un bar

QD8.1 The last time you visited ... in the last 6 months, were people smoking inside?

A drinking establishment such as a bar

QD8.1 Haben Menschen drinnen geraucht, als Sie das letzte Mal in den letzten 6 Monaten in ... waren?

Einer Gaststube, Bar oder Kneipe, wo man etwas trinken konnte

	UE27	BE	BG	CZ	DK	D-W	DE	D-E	EE	IE	EL	ES
	EB	EB	EB	EB	EB	EB	EB	EB	EB	EB	EB	EB
	72.3	72.3	72.3	72.3	72.3	72.3	72.3	72.3	72.3	72.3	72.3	72.3
Oui	37	64	67	69	28	42	40	35	14	6	58	87
Non	44	17	3	19	38	40	42	50	52	87	15	7
N'a pas fréquenté au cours des 6 derniers mois (SPONTANE)	18	19	28	12	33	17	17	15	32	5	26	6
NSP	1	0	2	0	1	1	1	0	2	2	1	0

	FR	IT	CY	CY (tcc)	LV	LT	LU	HU	MT	NL	AT
	EB	EB	EB	EB	EB	EB	EB	EB	EB	EB	EB
	72.3	72.3	72.3	72.3	72.3	72.3	72.3	72.3	72.3	72.3	72.3
Yes	16	12	65	59	19	15	66	41	36	70	68
No	60	79	1	19	33	57	14	11	33	9	11
Have not visited in the last 6 months (SPONTANEOUS)	23	8	34	16	47	26	18	48	29	19	21
DK	1	1	0	6	1	2	2	0	2	2	0

	PL	PT	RO	SI	SK	FI	SE	UK	HR	TR	MK
	EB	EB	EB	EB	EB	EB	EB	EB	EB	EB	EB
	72.3	72.3	72.3	72.3	72.3	72.3	72.3	72.3	72.3	72.3	72.3
Ja	39	32	49	10	56	10	10	9	30	7	48
Nein	25	48	9	76	29	58	75	83	46	28	16
War in den letzten 6 Monaten nicht dort (SPONTAN)	35	19	39	13	15	31	14	7	22	62	32
WN	1	1	3	1	0	1	1	1	2	3	4

QD8.2 Au cours des 6 derniers mois, la dernière fois que vous avez fréquenté ..., y avait-il des personnes qui fumaient à l'intérieur ?
 Un établissement où l'on mange tel qu'un restaurant
 QD8.2 The last time you visited ... in the last 6 months, were people smoking inside?
 An eating establishment such as a restaurant
 QD8.2 Haben Menschen drinnen geraucht, als Sie das letzte Mal in den letzten 6 Monaten in ... waren?
 Einem Restaurant, wo man etwas essen konnte

	UE27	BE	BG	CZ	DK	D-W	DE	D-E	EE	IE	EL	ES
	EB	EB	EB	EB	EB	EB	EB	EB	EB	EB	EB	EB
	72.3	72.3	72.3	72.3	72.3	72.3	72.3	72.3	72.3	72.3	72.3	72.3
Oui	26	18	63	58	12	16	15	13	8	4	60	75
Non	59	70	5	34	76	71	72	76	58	90	22	13
N'a pas fréquenté au cours des 6 derniers mois (SPONTANE)	14	12	30	8	11	12	12	11	31	4	17	12
NSP	1	0	2	0	1	1	1	0	3	2	1	0

	FR	IT	CY	CY (tcc)	LV	LT	LU	HU	MT	NL	AT
	EB	EB	EB	EB	EB	EB	EB	EB	EB	EB	EB
	72.3	72.3	72.3	72.3	72.3	72.3	72.3	72.3	72.3	72.3	72.3
Yes	10	9	82	53	11	7	11	22	16	70	63
No	80	84	6	31	53	65	80	30	72	19	27
Have not visited in the last 6 months (SPONTANEOUS)	9	7	11	9	35	26	8	47	11	6	10
DK	1	0	1	7	1	2	1	1	1	5	0

	PL	PT	RO	SI	SK	FI	SE	UK	HR	TR	MK
	EB	EB	EB	EB	EB	EB	EB	EB	EB	EB	EB
	72.3	72.3	72.3	72.3	72.3	72.3	72.3	72.3	72.3	72.3	72.3
Ja	27	14	31	4	27	8	9	9	14	9	52
Nein	34	70	18	83	62	76	86	88	53	43	15
War in den letzten 6 Monaten nicht dort (SPONTAN)	38	15	46	12	11	16	5	3	30	46	29
WN	1	1	5	1	0	0	0	0	3	2	4

QD9 À quelle fréquence êtes-vous exposé(e) au tabagisme à l'intérieur sur votre lieu de travail ?

QD9 How often are you exposed to tobacco smoke indoors at your workplace?

QD9 Wie oft sind Sie an Ihrem Arbeitsplatz in geschlossenen Räumen Tabakrauch ausgesetzt?

	UE27	BE	BG	CZ	DK	D-W	DE	D-E	EE	IE	EL	ES
	EU27	EB	EB	EB	EB	EB	EB	EB	EB	EB	EB	EB
	72.3	72.3	72.3	72.3	72.3	72.3	72.3	72.3	72.3	72.3	72.3	72.3
Jamais ou presque jamais	72	77	48	72	87	83	82	81	72	77	36	55
Moins d'une heure par jour	12	12	19	18	6	7	7	5	11	4	20	21
1 à 5 heures par jour	6	4	11	7	3	3	3	4	4	2	17	10
Plus de 5 heures par jour	5	4	9	3	3	5	5	4	5	2	19	10
Pas pertinent (ne travaille pas ou pas à l'intérieur) (NSP)	4	3	11	0	1	2	3	5	6	6	8	3
	1	0	2	0	0	0	0	1	2	9	0	1

	FR	IT	CY	CY (tcc)	LV	LT	LU	HU	MT	NL	AT
	EB	EB	EB	EB	EB	EB	EB	EB	EB	EB	EB
	72.3	72.3	72.3	72.3	72.3	72.3	72.3	72.3	72.3	72.3	72.3
Never or almost never	76	74	47	61	74	69	79	50	72	86	51
Less than 1 hour a day	10	14	24	15	9	16	8	20	11	8	21
1 – 5 hours a day	4	4	13	9	5	5	4	12	6	3	13
More than 5 hours a day	5	1	13	10	4	5	4	10	7	2	11
Not relevant (don't work or don't work indoors) (SP)	4	5	3	4	7	4	3	8	3	1	2
DK	1	2	0	1	1	1	2	0	1	0	2

	PL	PT	RO	SI	SK	FI	SE	UK	HR	TR	MK
	EB	EB	EB	EB	EB	EB	EB	EB	EB	EB	EB
	72.3	72.3	72.3	72.3	72.3	72.3	72.3	72.3	72.3	72.3	72.3
Nie oder fast nie	54	75	48	86	78	86	94	85	66	57	45
Weniger als 1 Stunde pro Tag	14	10	17	7	15	7	3	4	12	5	20
1 bis 5 Stunden pro Tag	13	6	13	1	3	3	0	3	7	6	11
Mehr als 5 Stunden pro Tag	7	2	7	3	4	1	1	2	7	5	11
Betrifft mich nicht (arbeite nicht oder arbeite im Freien)	7	6	11	3	0	3	2	4	4	21	10
WN	5	1	4	0	0	0	0	2	4	6	3

QD10 Avez-vous essayé d'arrêter de fumer au cours des 12 derniers mois ?
 QD10 Have you tried to quit smoking in the last 12 months?
 QD10 Haben Sie in den vergangenen 12 Monaten versucht, mit dem Rauchen aufzuhören?

	UE27	BE	BG	CZ	DK	D-W	DE	D-E	EE	IE	EL	ES
	EU27	EB	EB	EB	EB	EB	EB	EB	EB	EB	EB	EB
	72.3	72.3	72.3	72.3	72.3	72.3	72.3	72.3	72.3	72.3	72.3	72.3
Oui, une fois	15	19	16	11	20	11	12	16	22	21	11	16
Oui, entre 2 et 5 fois	10	5	8	8	8	10	9	8	17	11	5	6
Oui, plus de 5 fois	3	4	4	3	1	4	4	3	4	3	1	1
Non	72	72	69	78	71	75	75	73	56	63	83	77
NSP	0	0	3	0	0	0	0	0	1	2	0	0
Oui	28	28	28	22	29	25	25	27	43	35	17	23

	FR	IT	CY	CY (tcc)	LV	LT	LU	HU	MT	NL	AT
	EB	EB	EB	EB	EB	EB	EB	EB	EB	EB	EB
	72.3	72.3	72.3	72.3	72.3	72.3	72.3	72.3	72.3	72.3	72.3
Yes, once	16	14	22	18	23	24	18	14	19	20	12
Yes, between 2 and 5 times	8	8	7	9	15	20	7	13	12	5	8
Yes, more than 5 times	2	1	0	8	5	3	2	1	2	0	1
No	74	77	71	65	56	53	68	72	67	75	79
DK	0	0	0	0	1	0	5	0	0	0	0
Yes	26	23	29	35	43	47	27	28	33	25	21

	PL	PT	RO	SI	SK	FI	SE	UK	HR	TR	MK
	EB	EB	EB	EB	EB	EB	EB	EB	EB	EB	EB
	72.3	72.3	72.3	72.3	72.3	72.3	72.3	72.3	72.3	72.3	72.3
Ja, einmal	18	10	17	15	16	19	16	18	16	13	18
Ja, 2- bis 5-mal	17	6	16	12	8	17	13	12	8	8	13
Ja, häufiger als 5-mal	5	1	5	2	5	2	5	2	3	3	5
Nein	59	81	60	71	71	62	65	67	71	73	61
WN	1	2	2	0	0	0	1	1	2	3	3
Ja	40	17	38	29	29	38	34	32	27	24	36

QD12a.1 Lors de votre dernière tentative pour arrêter de fumer, avez-vous utilisé l'un des moyens suivants ?

Des médicaments remplaçant la nicotine tels que des gommes à la nicotine, des patchs ou un inhalateur

QD12a.1 At your last quit attempt, did you use any of the following?

Nicotine replacement medications like nicotine gum, patch or inhaler

QD12a.1 Haben Sie bei Ihrem letzten Versuch, mit dem Rauchen aufzuhören, Folgendes zur Hilfe genommen?

Nikotinersatz, z.B. Nikotinkaugummi, -pflaster oder -inhalator

	UE27	BE	BG	CZ	DK	D-W	DE	D-E	EE	IE	EL	ES
	EU27											
	EB	EB	EB	EB	EB	EB	EB	EB	EB	EB	EB	EB
	72.3	72.3	72.3	72.3	72.3	72.3	72.3	72.3	72.3	72.3	72.3	72.3
Oui	23	22	10	21	42	6	5	2	25	40	3	18
Non	76	78	89	79	58	94	95	98	75	60	96	82
NSP	1	0	1	0	0	0	0	0	0	0	1	0

	FR	IT	CY	CY (tcc)	LV	LT	LU	HU	MT	NL	AT
	EB	EB	EB	EB	EB	EB	EB	EB	EB	EB	EB
	72.3	72.3	72.3	72.3	72.3	72.3	72.3	72.3	72.3	72.3	72.3
Yes	30	11	21	7	20	12	37	18	16	17	57
No	70	83	79	92	79	87	63	82	84	83	43
DK	0	6	0	1	1	1	0	0	0	0	0

	PL	PT	RO	SI	SK	FI	SE	UK	HR	TR	MK
	EB	EB	EB	EB	EB	EB	EB	EB	EB	EB	EB
	72.3	72.3	72.3	72.3	72.3	72.3	72.3	72.3	72.3	72.3	72.3
Ja	25	11	11	11	18	45	33	46	20	7	10
Nein	74	89	87	89	82	55	67	54	79	92	89
WN	1	0	2	0	0	0	0	0	1	1	1

QD12a.2 Lors de votre dernière tentative pour arrêter de fumer, avez-vous utilisé l'un des moyens suivants ?

Des médicaments qui nécessitent une ordonnance

QD12a.2 At your last quit attempt, did you use any of the following?

Medications that require a prescription

QD12a.2 Haben Sie bei Ihrem letzten Versuch, mit dem Rauchen aufzuhören, Folgendes zur Hilfe genommen?

Verschreibungspflichtige Medikamente

	UE27 EU27	BE	BG	CZ	DK	D-W	DE	D-E	EE	IE	EL	ES
	EB 72.3	EB 72.3	EB 72.3	EB 72.3	EB 72.3	EB 72.3	EB 72.3	EB 72.3	EB 72.3	EB 72.3	EB 72.3	EB 72.3
Oui	7	16	5	2	4	1	1	0	0	9	1	8
Non	93	84	95	98	96	99	99	100	100	91	99	92
NSP	0	0	0	0	0	0	0	0	0	0	0	0

	FR	IT	CY	CY (tcc)	LV	LT	LU	HU	MT	NL	AT
	EB 72.3	EB 72.3	EB 72.3	EB 72.3	EB 72.3	EB 72.3	EB 72.3	EB 72.3	EB 72.3	EB 72.3	EB 72.3
Yes	7	4	6	2	2	3	17	3	7	2	6
No	93	94	94	97	97	97	83	97	93	98	92
DK	0	2	0	1	1	0	0	0	0	0	2

	PL	PT	RO	SI	SK	FI	SE	UK	HR	TR	MK
	EB 72.3	EB 72.3	EB 72.3	EB 72.3	EB 72.3	EB 72.3	EB 72.3	EB 72.3	EB 72.3	EB 72.3	EB 72.3
Ja	9	5	4	2	3	15	3	14	2	2	3
Nein	90	92	93	97	97	85	97	86	97	97	96
WN	1	3	3	1	0	0	0	0	1	1	1

QD12a.3 Lors de votre dernière tentative pour arrêter de fumer, avez-vous utilisé l'un des moyens suivants ?

Des conseils du médecin ou d'autres professionnels de la santé

QD12a.3 At your last quit attempt, did you use any of the following?

Advice from the doctor or other health professional

QD12a.3 Haben Sie bei Ihrem letzten Versuch, mit dem Rauchen aufzuhören, Folgendes zur Hilfe genommen?

Beratung durch einen Arzt oder Gesundheitspersonal

	UE27	BE	BG	CZ	DK	D-W	DE	D-E	EE	IE	EL	ES
	EB	EB	EB	EB	EB	EB	EB	EB	EB	EB	EB	EB
	72.3	72.3	72.3	72.3	72.3	72.3	72.3	72.3	72.3	72.3	72.3	72.3
Oui	15	30	11	18	20	5	5	3	3	22	14	20
Non	84	70	89	82	80	95	95	97	97	78	86	80
NSP	1	0	0	0	0	0	0	0	0	0	0	0

	FR	IT	CY	CY (tcc)	LV	LT	LU	HU	MT	NL	AT
	EB	EB	EB	EB	EB	EB	EB	EB	EB	EB	EB
	72.3	72.3	72.3	72.3	72.3	72.3	72.3	72.3	72.3	72.3	72.3
Yes	14	6	19	4	4	4	12	15	15	8	22
No	86	91	81	95	95	96	85	84	85	92	78
DK	0	3	0	1	1	0	3	1	0	0	0

	PL	PT	RO	SI	SK	FI	SE	UK	HR	TR	MK
	EB	EB	EB	EB	EB	EB	EB	EB	EB	EB	EB
	72.3	72.3	72.3	72.3	72.3	72.3	72.3	72.3	72.3	72.3	72.3
Ja	12	19	6	4	20	22	14	32	6	8	9
Nein	87	78	91	96	80	78	86	68	93	91	90
WN	1	3	3	0	0	0	0	0	1	1	1

QD12a.4 Lors de votre dernière tentative pour arrêter de fumer, avez-vous utilisé l'un des moyens suivants ?

Des services spéciaux pour arrêter de fumer tels que des cliniques ou des spécialistes

QD12a.4 At your last quit attempt, did you use any of the following?

Special stop-smoking services such as clinics or specialists

QD12a.4 Haben Sie bei Ihrem letzten Versuch, mit dem Rauchen aufzuhören, Folgendes zur Hilfe genommen?

Spezielle medizinische Angebote, um mit dem Rauchen aufzuhören, wie z.B. Kliniken oder Spezialisten

	UE27	BE	BG	CZ	DK	D-W	DE	D-E	EE	IE	EL	ES
	EU27											
	EB	EB	EB	EB	EB	EB	EB	EB	EB	EB	EB	EB
	72.3	72.3	72.3	72.3	72.3	72.3	72.3	72.3	72.3	72.3	72.3	72.3
Oui	5	7	0	0	9	0	0	0	1	5	1	3
Non	94	93	100	100	91	100	100	100	98	95	99	97
NSP	1	0	0	0	0	0	0	0	1	0	0	0

	FR	IT	CY	CY (tcc)	LV	LT	LU	HU	MT	NL	AT
	EB	EB	EB	EB	EB	EB	EB	EB	EB	EB	EB
	72.3	72.3	72.3	72.3	72.3	72.3	72.3	72.3	72.3	72.3	72.3
Yes	1	10	5	0	0	1	3	3	5	2	2
No	98	87	95	99	100	99	94	97	95	98	98
DK	1	3	0	1	0	0	3	0	0	0	0

	PL	PT	RO	SI	SK	FI	SE	UK	HR	TR	MK
	EB	EB	EB	EB	EB	EB	EB	EB	EB	EB	EB
	72.3	72.3	72.3	72.3	72.3	72.3	72.3	72.3	72.3	72.3	72.3
Ja	4	5	3	2	3	1	6	17	1	3	1
Nein	95	92	94	98	97	99	94	83	98	96	98
WN	1	3	3	0	0	0	0	0	1	1	1

QD12a.5 Lors de votre dernière tentative pour arrêter de fumer, avez-vous utilisé l'un des moyens suivants ?

Des lignes téléphoniques pour arrêter de fumer

QD12a.5 At your last quit attempt, did you use any of the following?

Telephone quitlines

QD12a.5 Haben Sie bei Ihrem letzten Versuch, mit dem Rauchen aufzuhören, Folgendes zur Hilfe genommen?

Telefonische Raucherentwöhnungsberatung

	UE27	BE	BG	CZ	DK	D-W	DE	D-E	EE	IE	EL	ES
	EB	EB	EB	EB	EB	EB	EB	EB	EB	EB	EB	EB
	72.3	72.3	72.3	72.3	72.3	72.3	72.3	72.3	72.3	72.3	72.3	72.3
Oui	2	0	0	1	0	0	0	0	0	3	0	2
Non	97	100	100	99	100	100	100	100	100	97	100	98
NSP	1	0	0	0	0	0	0	0	0	0	0	0

	FR	IT	CY	CY (tcc)	LV	LT	LU	HU	MT	NL	AT
	EB	EB	EB	EB	EB	EB	EB	EB	EB	EB	EB
	72.3	72.3	72.3	72.3	72.3	72.3	72.3	72.3	72.3	72.3	72.3
Yes	0	6	0	0	0	1	2	2	0	4	8
No	99	91	100	99	100	99	98	98	100	96	92
DK	1	3	0	1	0	0	0	0	0	0	0

	PL	PT	RO	SI	SK	FI	SE	UK	HR	TR	MK
	EB	EB	EB	EB	EB	EB	EB	EB	EB	EB	EB
	72.3	72.3	72.3	72.3	72.3	72.3	72.3	72.3	72.3	72.3	72.3
Ja	4	0	0	0	3	1	0	2	0	1	0
Nein	95	100	96	100	97	99	100	98	99	98	99
WN	1	0	4	0	0	0	0	0	1	1	1

QD12a.6 Lors de votre dernière tentative pour arrêter de fumer, avez-vous utilisé l'un des moyens suivants ?

Des services internet pour arrêter de fumer

QD12a.6 At your last quit attempt, did you use any of the following?

Internet quitlines

QD12a.6 Haben Sie bei Ihrem letzten Versuch, mit dem Rauchen aufzuhören, Folgendes zur Hilfe genommen?

Online Raucherentwöhnungsberatung

	UE27	BE	BG	CZ	DK	D-W	DE	D-E	EE	IE	EL	ES
	EB	EB	EB	EB	EB	EB	EB	EB	EB	EB	EB	EB
	72.3	72.3	72.3	72.3	72.3	72.3	72.3	72.3	72.3	72.3	72.3	72.3
Oui	3	3	0	2	3	2	1	0	1	0	0	4
Non	96	96	100	98	97	98	99	100	99	100	100	96
NSP	1	1	0	0	0	0	0	0	0	0	0	0

	FR	IT	CY	CY (tcc)	LV	LT	LU	HU	MT	NL	AT
	EB	EB	EB	EB	EB	EB	EB	EB	EB	EB	EB
	72.3	72.3	72.3	72.3	72.3	72.3	72.3	72.3	72.3	72.3	72.3
Yes	1	9	0	0	6	3	0	6	3	3	3
No	98	83	100	99	94	97	100	94	97	97	97
DK	1	8	0	1	0	0	0	0	0	0	0

	PL	PT	RO	SI	SK	FI	SE	UK	HR	TR	MK
	EB	EB	EB	EB	EB	EB	EB	EB	EB	EB	EB
	72.3	72.3	72.3	72.3	72.3	72.3	72.3	72.3	72.3	72.3	72.3
Ja	3	2	2	1	3	5	0	1	1	1	1
Nein	96	98	94	99	97	95	100	99	98	98	98
WN	1	0	4	0	0	0	0	0	1	1	1

QD12a.7 Lors de votre dernière tentative pour arrêter de fumer, avez-vous utilisé l'un des moyens suivants ?

Des thérapies alternatives telles que l'acupuncture ou l'hypnose

QD12a.7 At your last quit attempt, did you use any of the following?

Alternative therapies such as acupuncture or hypnosis

QD12a.7 Haben Sie bei Ihrem letzten Versuch, mit dem Rauchen aufzuhören, Folgendes zur Hilfe genommen?

Alternative Therapien, z.B. Akupunktur oder Hypnose

	UE27 EU27	BE	BG	CZ	DK	D-W	DE	D-E	EE	IE	EL	ES
	EB	EB	EB	EB	EB	EB	EB	EB	EB	EB	EB	EB
	72.3	72.3	72.3	72.3	72.3	72.3	72.3	72.3	72.3	72.3	72.3	72.3
Oui	3	0	0	3	8	2	2	0	1	4	0	3
Non	96	100	99	97	92	98	98	100	99	96	100	97
NSP	1	0	1	0	0	0	0	0	0	0	0	0

	FR	IT	CY	CY (tcc)	LV	LT	LU	HU	MT	NL	AT
	EB	EB	EB	EB	EB	EB	EB	EB	EB	EB	EB
	72.3	72.3	72.3	72.3	72.3	72.3	72.3	72.3	72.3	72.3	72.3
Yes	3	6	0	0	1	1	3	5	0	4	8
No	96	89	100	99	99	99	97	95	100	96	92
DK	1	5	0	1	0	0	0	0	0	0	0

	PL	PT	RO	SI	SK	FI	SE	UK	HR	TR	MK
	EB	EB	EB	EB	EB	EB	EB	EB	EB	EB	EB
	72.3	72.3	72.3	72.3	72.3	72.3	72.3	72.3	72.3	72.3	72.3
Ja	3	2	0	3	4	1	0	2	2	1	2
Nein	96	95	95	97	96	99	100	98	97	98	97
WN	1	3	5	0	0	0	0	0	1	1	1

QD12a.8 Lors de votre dernière tentative pour arrêter de fumer, avez-vous utilisé l'un des moyens suivants ?

Du tabac oral (tel que snus, tabac à priser ou tabac à chiquer)

QD12a.8 At your last quit attempt, did you use any of the following?

Oral tobacco (such as snuff, snus or chewing tobacco)

QD12a.8 Haben Sie bei Ihrem letzten Versuch, mit dem Rauchen aufzuhören, Folgendes zur Hilfe genommen?

Rauchfreie Tabakprodukte (wie z.B. Schnupf- oder Kautabak)

	UE27	BE	BG	CZ	DK	D-W	DE	D-E	EE	IE	EL	ES
	EB	EB	EB	EB	EB	EB	EB	EB	EB	EB	EB	EB
	72.3	72.3	72.3	72.3	72.3	72.3	72.3	72.3	72.3	72.3	72.3	72.3
Oui	2	1	0	1	0	0	0	0	2	1	0	3
Non	97	99	100	99	100	100	100	100	98	99	100	97
NSP	1	0	0	0	0	0	0	0	0	0	0	0

	FR	IT	CY	CY (tcc)	LV	LT	LU	HU	MT	NL	AT
	EB	EB	EB	EB	EB	EB	EB	EB	EB	EB	EB
	72.3	72.3	72.3	72.3	72.3	72.3	72.3	72.3	72.3	72.3	72.3
Yes	0	3	0	0	2	1	0	2	0	0	6
No	100	96	100	99	98	99	100	98	100	100	94
DK	0	1	0	1	0	0	0	0	0	0	0

	PL	PT	RO	SI	SK	FI	SE	UK	HR	TR	MK
	EB	EB	EB	EB	EB	EB	EB	EB	EB	EB	EB
	72.3	72.3	72.3	72.3	72.3	72.3	72.3	72.3	72.3	72.3	72.3
Ja	6	2	1	0	2	8	25	2	0	1	2
Nein	93	95	94	100	98	92	75	98	99	98	97
WN	1	3	5	0	0	0	0	0	1	1	1

QD12aT Nombre d'aides utilisées à la dernière tentative pour arrêter de fumer
 QD12aT Number of aids used at last quit smoking attempt
 QD12aT Anzahl der Hilfsmittel, die beim letzten Versuch aufzuhören benutzt wurden

	UE27	BE	BG	CZ	DK	D-W	DE	D-E	EE	IE	EL	ES
	EB	EB	EB	EB	EB	EB	EB	EB	EB	EB	EB	EB
	72.3	72.3	72.3	72.3	72.3	72.3	72.3	72.3	72.3	72.3	72.3	72.3
Aucune	67	55	79	59	46	87	89	95	70	53	85	66
Une aide utilisée à la dernière tentative pour arrêter	20	25	19	36	30	10	9	5	27	26	11	21
Deux aides utilisées à la dernière tentative pour arrêter	7	12	2	4	17	2	2	0	2	10	4	8
Trois aides utilisées ou plus à la dernière tentative pour arrêter	6	8	0	1	7	1	0	0	1	11	0	5

	FR	IT	CY	CY (tcc)	LV	LT	LU	HU	MT	NL	AT
	EB	EB	EB	EB	EB	EB	EB	EB	EB	EB	EB
	72.3	72.3	72.3	72.3	72.3	72.3	72.3	72.3	72.3	72.3	72.3
None	64	80	67	89	74	83	54	68	69	71	31
One aid used at last quit attempt	22	12	20	10	18	11	33	21	19	21	38
Two aids used at last quit attempt	11	2	7	1	6	5	3	7	10	7	23
Three aids or more used at quit attempt	3	6	6	0	2	1	10	4	2	1	8

	PL	PT	RO	SI	SK	FI	SE	UK	HR	TR	MK
	EB	EB	EB	EB	EB	EB	EB	EB	EB	EB	EB
	72.3	72.3	72.3	72.3	72.3	72.3	72.3	72.3	72.3	72.3	72.3
Kein	62	71	83	84	71	42	40	45	72	83	81
Ein Hilfsmittel wurde benutzt, beim letzten Versuch aufzuhören	26	22	12	13	19	33	42	22	25	13	11
Zwei Hilfsmittel wurden benutzt, beim letzten Versuch aufzuhören	7	4	3	1	7	16	15	12	2	1	7
Drei Hilfsmittel oder mehr wurden benutzt, beim letzten Versuch aufzuhören	5	3	2	2	3	9	3	21	1	3	1

QD12b.1 Pour arrêter de fumer, avez-vous utilisé l'un des éléments suivants ?
 Des médicaments remplaçant la nicotine tels que des gommes à la nicotine, des patches ou inhalateur
 QD12b.1 To quit smoking, did you use any of the following?
 Nicotine replacement medications like nicotine gum, patch or inhaler
 QD12b.1 Haben Sie Folgendes zur Hilfe genommen, als Sie mit dem Rauchen aufgehört haben?
 Nikotinersatz, z.B. Nikotinkaugummi, -pflaster oder -inhalator

	UE27	BE	BG	CZ	DK	D-W	DE	D-E	EE	IE	EL	ES
	EB	EB	EB	EB	EB	EB	EB	EB	EB	EB	EB	EB
	72.3	72.3	72.3	72.3	72.3	72.3	72.3	72.3	72.3	72.3	72.3	72.3
Oui	9	6	1	5	23	6	5	2	5	17	2	7
Non	90	94	83	95	77	94	95	98	94	82	97	93
NSP	1	0	16	0	0	0	0	0	1	1	1	0

	FR	IT	CY	CY (tcc)	LV	LT	LU	HU	MT	NL	AT
	EB	EB	EB	EB	EB	EB	EB	EB	EB	EB	EB
	72.3	72.3	72.3	72.3	72.3	72.3	72.3	72.3	72.3	72.3	72.3
Yes	13	3	4	0	4	5	9	5	1	7	26
No	87	97	96	100	95	91	88	94	99	93	74
DK	0	0	0	0	1	4	3	1	0	0	0

	PL	PT	RO	SI	SK	FI	SE	UK	HR	TR	MK
	EB	EB	EB	EB	EB	EB	EB	EB	EB	EB	EB
	72.3	72.3	72.3	72.3	72.3	72.3	72.3	72.3	72.3	72.3	72.3
Ja	8	5	12	8	10	10	19	12	6	6	4
Nein	91	93	84	92	90	90	80	88	90	91	95
WN	1	2	4	0	0	0	1	0	4	3	1

QD12b.2 Pour arrêter de fumer, avez-vous utilisé l'un des éléments suivants ?
 Des médicaments qui nécessitent une ordonnance
 QD12b.2 To quit smoking, did you use any of the following?
 Medications that require a prescription
 QD12b.2 Haben Sie Folgendes zur Hilfe genommen, als Sie mit dem Rauchen aufgehört haben?
 Verschreibungspflichtige Medikamente

	UE27 EU27	BE	BG	CZ	DK	D-W	DE	D-E	EE	IE	EL	ES
	EB 72.3	EB 72.3	EB 72.3	EB 72.3	EB 72.3	EB 72.3	EB 72.3	EB 72.3	EB 72.3	EB 72.3	EB 72.3	EB 72.3
Oui	3	4	1	2	4	1	1	0	2	5	1	2
Non	97	96	82	98	96	99	99	100	98	94	99	97
NSP	0	0	17	0	0	0	0	0	0	1	0	1

	FR	IT	CY	CY (tcc)	LV	LT	LU	HU	MT	NL	AT
	EB 72.3	EB 72.3	EB 72.3	EB 72.3	EB 72.3	EB 72.3	EB 72.3	EB 72.3	EB 72.3	EB 72.3	EB 72.3
Yes	6	2	0	0	1	1	2	2	0	2	5
No	94	98	100	100	98	96	95	97	100	98	95
DK	0	0	0	0	1	3	3	1	0	0	0

	PL	PT	RO	SI	SK	FI	SE	UK	HR	TR	MK
	EB 72.3	EB 72.3	EB 72.3	EB 72.3	EB 72.3	EB 72.3	EB 72.3	EB 72.3	EB 72.3	EB 72.3	EB 72.3
Ja	0	2	1	0	1	2	3	5	2	5	1
Nein	100	97	95	100	99	98	97	95	93	93	98
WN	0	1	4	0	0	0	0	0	5	2	1

QD12b.3 Pour arrêter de fumer, avez-vous utilisé l'un des éléments suivants ?
 Conseils du médecin ou d'autres professionnels de la santé
 QD12b.3 To quit smoking, did you use any of the following?
 Advice from the doctor or other health professional
 QD12b.3 Haben Sie Folgendes zur Hilfe genommen, als Sie mit dem Rauchen aufgehört haben?
 Beratung durch einen Arzt oder Gesundheitspersonal

	UE27	BE	BG	CZ	DK	D-W	DE	D-E	EE	IE	EL	ES
	EU27											
	EB	EB	EB	EB	EB	EB	EB	EB	EB	EB	EB	EB
	72.3	72.3	72.3	72.3	72.3	72.3	72.3	72.3	72.3	72.3	72.3	72.3
Oui	13	12	17	21	10	9	8	6	4	21	23	24
Non	87	88	66	79	90	91	92	94	96	78	77	76
NSP	0	0	17	0	0	0	0	0	0	1	0	0

	FR	IT	CY	CY (tcc)	LV	LT	LU	HU	MT	NL	AT
	EB	EB	EB	EB	EB	EB	EB	EB	EB	EB	EB
	72.3	72.3	72.3	72.3	72.3	72.3	72.3	72.3	72.3	72.3	72.3
Yes	16	4	20	8	1	3	2	14	26	9	25
No	84	96	80	92	98	94	95	85	74	91	75
DK	0	0	0	0	1	3	3	1	0	0	0

	PL	PT	RO	SI	SK	FI	SE	UK	HR	TR	MK
	EB	EB	EB	EB	EB	EB	EB	EB	EB	EB	EB
	72.3	72.3	72.3	72.3	72.3	72.3	72.3	72.3	72.3	72.3	72.3
Ja	7	23	17	11	24	4	7	12	12	8	17
Nein	93	77	79	89	76	96	92	88	83	90	82
WN	0	0	4	0	0	0	1	0	5	2	1

QD12b.4 Pour arrêter de fumer, avez-vous utilisé l'un des éléments suivants ?

Des services spéciaux pour arrêter de fumer tels que des cliniques ou des spécialistes

QD12b.4 To quit smoking, did you use any of the following?

Special stop-smoking services such as clinics or specialists

QD12b.4 Haben Sie Folgendes zur Hilfe genommen, als Sie mit dem Rauchen aufgehört haben?

Spezielle medizinische Angebote, um mit dem Rauchen aufzuhören, wie z.B. Kliniken oder Spezialisten

	UE27	BE	BG	CZ	DK	D-W	DE	D-E	EE	IE	EL	ES
	EU27											
	EB	EB	EB	EB	EB	EB	EB	EB	EB	EB	EB	EB
	72.3	72.3	72.3	72.3	72.3	72.3	72.3	72.3	72.3	72.3	72.3	72.3
Oui	2	1	0	2	4	1	1	1	1	4	0	1
Non	98	99	82	98	96	99	99	99	99	95	100	99
NSP	0	0	18	0	0	0	0	0	0	1	0	0

	FR	IT	CY	CY (tcc)	LV	LT	LU	HU	MT	NL	AT
	EB	EB	EB	EB	EB	EB	EB	EB	EB	EB	EB
	72.3	72.3	72.3	72.3	72.3	72.3	72.3	72.3	72.3	72.3	72.3
Yes	2	2	5	0	2	1	0	4	2	1	4
No	98	98	95	100	97	98	97	95	98	99	96
DK	0	0	0	0	1	1	3	1	0	0	0

	PL	PT	RO	SI	SK	FI	SE	UK	HR	TR	MK
	EB	EB	EB	EB	EB	EB	EB	EB	EB	EB	EB
	72.3	72.3	72.3	72.3	72.3	72.3	72.3	72.3	72.3	72.3	72.3
Ja	4	1	1	0	2	2	3	4	0	1	4
Nein	96	99	95	100	98	98	96	96	95	96	94
WN	0	0	4	0	0	0	1	0	5	3	2

QD12b.5 Pour arrêter de fumer, avez-vous utilisé l'un des éléments suivants ?
 Des lignes téléphoniques pour arrêter de fumer
 QD12b.5 To quit smoking, did you use any of the following?
 Telephone quitlines
 QD12b.5 Haben Sie Folgendes zur Hilfe genommen, als Sie mit dem Rauchen aufgehört haben?
 Telefonische Raucherentwöhnungsberatung

	UE27 EU27	BE	BG	CZ	DK	D-W	DE	D-E	EE	IE	EL	ES
	EB 72.3	EB 72.3	EB 72.3	EB 72.3	EB 72.3	EB 72.3	EB 72.3	EB 72.3	EB 72.3	EB 72.3	EB 72.3	EB 72.3
Oui	1	1	0	1	0	0	0	0	1	1	0	1
Non	99	99	82	99	100	100	100	100	99	98	100	99
NSP	0	0	18	0	0	0	0	0	0	1	0	0

	FR	IT	CY	CY (tcc)	LV	LT	LU	HU	MT	NL	AT
	EB 72.3	EB 72.3	EB 72.3	EB 72.3	EB 72.3	EB 72.3	EB 72.3	EB 72.3	EB 72.3	EB 72.3	EB 72.3
Yes	0	1	0	0	0	0	0	0	0	0	2
No	100	99	100	100	99	98	97	100	100	100	98
DK	0	0	0	0	1	2	3	0	0	0	0

	PL	PT	RO	SI	SK	FI	SE	UK	HR	TR	MK
	EB 72.3	EB 72.3	EB 72.3	EB 72.3	EB 72.3	EB 72.3	EB 72.3	EB 72.3	EB 72.3	EB 72.3	EB 72.3
Ja	0	1	1	0	2	1	0	2	1	0	0
Nein	100	98	95	100	98	99	99	98	94	98	98
WN	0	1	4	0	0	0	1	0	5	2	2

QD12b.6 Pour arrêter de fumer, avez-vous utilisé l'un des éléments suivants ?
 Des services internet pour arrêter de fumer
 QD12b.6 To quit smoking, did you use any of the following?
 Internet quitlines
 QD12b.6 Haben Sie Folgendes zur Hilfe genommen, als Sie mit dem Rauchen aufgehört haben?
 Online Raucherentwöhnungsberatung

	UE27	BE	BG	CZ	DK	D-W	DE	D-E	EE	IE	EL	ES
	EB	EB	EB	EB	EB	EB	EB	EB	EB	EB	EB	EB
	72.3	72.3	72.3	72.3	72.3	72.3	72.3	72.3	72.3	72.3	72.3	72.3
Oui	1	1	1	3	1	1	2	5	1	0	0	1
Non	99	99	81	97	99	99	98	95	99	99	99	99
NSP	0	0	18	0	0	0	0	0	0	1	1	0

	FR	IT	CY	CY (tcc)	LV	LT	LU	HU	MT	NL	AT
	EB	EB	EB	EB	EB	EB	EB	EB	EB	EB	EB
	72.3	72.3	72.3	72.3	72.3	72.3	72.3	72.3	72.3	72.3	72.3
Yes	0	1	0	0	0	2	0	1	0	1	2
No	100	99	100	100	99	97	97	98	100	99	98
DK	0	0	0	0	1	1	3	1	0	0	0

	PL	PT	RO	SI	SK	FI	SE	UK	HR	TR	MK
	EB	EB	EB	EB	EB	EB	EB	EB	EB	EB	EB
	72.3	72.3	72.3	72.3	72.3	72.3	72.3	72.3	72.3	72.3	72.3
Ja	0	0	1	0	2	1	0	1	0	0	2
Nein	100	99	94	100	98	99	99	99	95	98	96
WN	0	1	5	0	0	0	1	0	5	2	2

QD12b.7 Pour arrêter de fumer, avez-vous utilisé l'un des éléments suivants ?
 Des thérapies alternatives telles que l'acupuncture ou l'hypnose
 QD12b.7 To quit smoking, did you use any of the following?
 Alternative therapies such as acupuncture or hypnosis
 QD12b.7 Haben Sie Folgendes zur Hilfe genommen, als Sie mit dem Rauchen aufgehört haben?
 Alternative Therapien, z.B. Akupunktur oder Hypnose

	UE27 EU27	BE	BG	CZ	DK	D-W	DE	D-E	EE	IE	EL	ES
	EB 72.3	EB 72.3	EB 72.3	EB 72.3	EB 72.3	EB 72.3	EB 72.3	EB 72.3	EB 72.3	EB 72.3	EB 72.3	EB 72.3
Oui	2	2	0	1	5	2	2	1	1	6	0	1
Non	97	98	82	99	95	98	98	99	98	93	100	99
NSP	1	0	18	0	0	0	0	0	1	1	0	0

	FR	IT	CY	CY (tcc)	LV	LT	LU	HU	MT	NL	AT
	EB 72.3	EB 72.3	EB 72.3	EB 72.3	EB 72.3	EB 72.3	EB 72.3	EB 72.3	EB 72.3	EB 72.3	EB 72.3
Yes	4	5	0	0	1	1	1	1	2	3	13
No	96	95	100	100	98	98	96	99	98	97	87
DK	0	0	0	0	1	1	3	0	0	0	0

	PL	PT	RO	SI	SK	FI	SE	UK	HR	TR	MK
	EB 72.3	EB 72.3	EB 72.3	EB 72.3	EB 72.3	EB 72.3	EB 72.3	EB 72.3	EB 72.3	EB 72.3	EB 72.3
Ja	1	2	1	2	1	1	2	2	0	0	0
Nein	99	97	95	98	99	98	97	98	95	97	98
WN	0	1	4	0	0	1	1	0	5	3	2

QD12b.8 Pour arrêter de fumer, avez-vous utilisé l'un des éléments suivants ?
 Du tabac oral (tel que snus, tabac à priser ou tabac à chiquer)
 QD12b.8 To quit smoking, did you use any of the following?
 Oral tobacco (such as snuff, snus or chewing tobacco)
 QD12b.8 Haben Sie Folgendes zur Hilfe genommen, als Sie mit dem Rauchen aufgehört haben?
 Rauchfreie Tabakprodukte (wie z.B. Schnupf- oder Kautabak)

	UE27	BE	BG	CZ	DK	D-W	DE	D-E	EE	IE	EL	ES
	EB	EB	EB	EB	EB	EB	EB	EB	EB	EB	EB	EB
	72.3	72.3	72.3	72.3	72.3	72.3	72.3	72.3	72.3	72.3	72.3	72.3
Oui	1	1	0	2	1	0	0	0	0	1	0	1
Non	98	99	83	98	99	100	100	100	99	98	99	99
NSP	1	0	17	0	0	0	0	0	1	1	1	0

	FR	IT	CY	CY (tcc)	LV	LT	LU	HU	MT	NL	AT
	EB	EB	EB	EB	EB	EB	EB	EB	EB	EB	EB
	72.3	72.3	72.3	72.3	72.3	72.3	72.3	72.3	72.3	72.3	72.3
Yes	0	1	0	0	0	0	0	0	0	0	8
No	100	98	100	100	98	99	97	99	100	100	92
DK	0	1	0	0	2	1	3	1	0	0	0

	PL	PT	RO	SI	SK	FI	SE	UK	HR	TR	MK
	EB	EB	EB	EB	EB	EB	EB	EB	EB	EB	EB
	72.3	72.3	72.3	72.3	72.3	72.3	72.3	72.3	72.3	72.3	72.3
Ja	1	1	1	1	0	2	22	1	0	1	0
Nein	99	97	95	99	100	98	77	99	95	97	99
WN	0	2	4	0	0	0	1	0	5	2	1

QD12bT Nombre d'aides utilisées pour arrêter de fumer
 QD12bT Number of aids used to stop smoking
 QD12bT Anzahl der Hilfsmittel, die benutzt wurden, um aufzuhören

	UE27	BE	BG	CZ	DK	D-W	DE	D-E	EE	IE	EL	ES
	EB	EB	EB	EB	EB	EB	EB	EB	EB	EB	EB	EB
	72.3	72.3	72.3	72.3	72.3	72.3	72.3	72.3	72.3	72.3	72.3	72.3
Aucune	80	83	80	72	68	86	87	90	89	63	76	73
Une aide utilisée pour arrêter	14	11	19	23	20	9	9	8	9	24	23	20
Deux aides utilisées pour arrêter	3	2	1	2	9	4	3	0	0	10	0	5
Trois aides utilisées ou plus pour arrêter	3	4	0	3	3	1	1	2	2	3	1	2

	FR	IT	CY	CY (tcc)	LV	LT	LU	HU	MT	NL	AT
	EB	EB	EB	EB	EB	EB	EB	EB	EB	EB	EB
	72.3	72.3	72.3	72.3	72.3	72.3	72.3	72.3	72.3	72.3	72.3
None	75	90	77	92	92	90	89	81	71	84	57
One aid used to quit	14	7	17	8	7	8	8	16	27	12	19
Two aids used to quit	6	1	6	0	1	2	2	1	2	2	13
Three aids or more used to quit	5	2	0	0	0	0	1	2	0	2	11

	PL	PT	RO	SI	SK	FI	SE	UK	HR	TR	MK
	EB	EB	EB	EB	EB	EB	EB	EB	EB	EB	EB
	72.3	72.3	72.3	72.3	72.3	72.3	72.3	72.3	72.3	72.3	72.3
Kein	83	76	71	82	70	84	59	80	82	84	80
Ein Hilfsmittel wurde benutzt, um aufzuhören	14	20	24	15	23	14	30	11	17	14	15
Zwei Hilfsmittel wurden benutzt, um aufzuhören	2	2	4	2	5	1	8	2	0	1	4
Drei Hilfsmittel oder mehr wurden benutzt, um aufzuhören	1	2	1	1	2	1	3	7	1	1	1

QD13a.1 Des éléments suivants vous ont-il incité(e) à cesser la consommation de produits du tabac au cours des 12 derniers mois ?

L'inquiétude à propos de votre santé personnelle

QD13a.1 Has any of the following things led you to think about quitting in the last 12 months?

Concern about your personal health

QD13a.1 Bitte sagen Sie mir für jeden der folgenden Faktoren, ob er ein Anlass dafür war, dass Sie in den letzten 12 Monaten versucht haben, mit dem Rauchen aufzuhören?

Bedenken über ihre eigene Gesundheit

	UE27	BE	BG	CZ	DK	D-W	DE	D-E	EE	IE	EL	ES
	EB	EB	EB	EB	EB	EB	EB	EB	EB	EB	EB	EB
	72.3	72.3	72.3	72.3	72.3	72.3	72.3	72.3	72.3	72.3	72.3	72.3
Oui	71	67	78	58	85	73	75	79	55	92	81	82
Non	28	33	21	42	15	27	25	19	45	5	19	18
NSP	1	0	1	0	0	0	0	2	0	3	0	0

	FR	IT	CY	CY (tcc)	LV	LT	LU	HU	MT	NL	AT
	EB	EB	EB	EB	EB	EB	EB	EB	EB	EB	EB
	72.3	72.3	72.3	72.3	72.3	72.3	72.3	72.3	72.3	72.3	72.3
Yes	63	45	82	67	59	64	67	73	86	69	75
No	37	52	18	33	41	34	33	27	14	31	25
DK	0	3	0	0	0	2	0	0	0	0	0

	PL	PT	RO	SI	SK	FI	SE	UK	HR	TR	MK
	EB	EB	EB	EB	EB	EB	EB	EB	EB	EB	EB
	72.3	72.3	72.3	72.3	72.3	72.3	72.3	72.3	72.3	72.3	72.3
Ja	72	74	86	83	73	92	76	72	68	73	69
Nein	26	23	10	17	27	8	24	28	26	26	29
WN	2	3	4	0	0	0	0	0	6	1	2

QD13a.2 Des éléments suivants vous ont-il incité(e) à cesser la consommation de produits du tabac au cours des 12 derniers mois ?
 L'inquiétude à propos de l'effet de votre fumée sur les non-fumeurs
 QD13a.2 Has any of the following things led you to think about quitting in the last 12 months?
 Concern about the effect of your smoke on non-smokers
 QD13a.2 Bitte sagen Sie mir für jeden der folgenden Faktoren, ob er ein Anlass dafür war, dass Sie in den letzten 12 Monaten versucht haben, mit dem Rauchen aufzuhören?
 Bedenken über die gesundheitlichen Auswirkungen Ihres Rauches für Nichtraucher

	UE27	BE	BG	CZ	DK	D-W	DE	D-E	EE	IE	EL	ES
	EB	EB	EB	EB	EB	EB	EB	EB	EB	EB	EB	EB
	72.3	72.3	72.3	72.3	72.3	72.3	72.3	72.3	72.3	72.3	72.3	72.3
Oui	35	44	24	30	29	42	39	32	28	55	24	28
Non	63	54	69	70	67	58	60	66	71	41	76	72
NSP	2	2	7	0	4	0	1	2	1	4	0	0

	FR	IT	CY	CY (tcc)	LV	LT	LU	HU	MT	NL	AT
	EB	EB	EB	EB	EB	EB	EB	EB	EB	EB	EB
	72.3	72.3	72.3	72.3	72.3	72.3	72.3	72.3	72.3	72.3	72.3
Yes	34	28	39	51	27	17	23	42	49	26	39
No	66	68	61	49	73	80	77	58	43	72	60
DK	0	4	0	0	0	3	0	0	8	2	1

	PL	PT	RO	SI	SK	FI	SE	UK	HR	TR	MK
	EB	EB	EB	EB	EB	EB	EB	EB	EB	EB	EB
	72.3	72.3	72.3	72.3	72.3	72.3	72.3	72.3	72.3	72.3	72.3
Ja	34	37	41	19	37	37	12	46	38	47	50
Nein	63	58	53	81	63	63	88	53	55	52	48
WN	3	5	6	0	0	0	0	1	7	1	2

QD13a.3 Des éléments suivants vous ont-il incité(e) à cesser la consommation de produits du tabac au cours des 12 derniers mois ?

La société désapprouve le fait de fumer

QD13a.3 Has any of the following things led you to think about quitting in the last 12 months?

The society disapproves of smoking

QD13a.3 Bitte sagen Sie mir für jeden der folgenden Faktoren, ob er ein Anlass dafür war, dass Sie in den letzten 12 Monaten versucht haben, mit dem Rauchen aufzuhören?

Missbilligung des Rauchens durch die Gesellschaft

	UE27	BE	BG	CZ	DK	D-W	DE	D-E	EE	IE	EL	ES
	EB	EB	EB	EB	EB	EB	EB	EB	EB	EB	EB	EB
	72.3	72.3	72.3	72.3	72.3	72.3	72.3	72.3	72.3	72.3	72.3	72.3
Oui	19	34	15	29	24	11	14	22	18	40	13	15
Non	80	66	79	68	76	89	86	78	82	57	87	85
NSP	1	0	6	3	0	0	0	0	0	3	0	0

	FR	IT	CY	CY (tcc)	LV	LT	LU	HU	MT	NL	AT
	EB	EB	EB	EB	EB	EB	EB	EB	EB	EB	EB
	72.3	72.3	72.3	72.3	72.3	72.3	72.3	72.3	72.3	72.3	72.3
Yes	10	26	14	24	25	14	19	27	20	22	32
No	89	74	86	76	75	84	81	73	77	78	65
DK	1	0	0	0	0	2	0	0	3	0	3

	PL	PT	RO	SI	SK	FI	SE	UK	HR	TR	MK
	EB	EB	EB	EB	EB	EB	EB	EB	EB	EB	EB
	72.3	72.3	72.3	72.3	72.3	72.3	72.3	72.3	72.3	72.3	72.3
Ja	17	17	18	10	42	21	18	21	29	28	25
Nein	78	77	78	88	58	79	82	79	64	71	71
WN	5	6	4	2	0	0	0	0	7	1	4

QD13a.4 Des éléments suivants vous ont-il incité(e) à cesser la consommation de produits du tabac au cours des 12 derniers mois ?

Le prix des produits du tabac

QD13a.4 Has any of the following things led you to think about quitting in the last 12 months?

The price of tobacco products

QD13a.4 Bitte sagen Sie mir für jeden der folgenden Faktoren, ob er ein Anlass dafür war, dass Sie in den letzten 12 Monaten versucht haben, mit dem Rauchen aufzuhören?

Die Preise für Tabakwaren

	UE27	BE	BG	CZ	DK	D-W	DE	D-E	EE	IE	EL	ES
	EU27											
	EB	EB	EB	EB	EB	EB	EB	EB	EB	EB	EB	EB
	72.3	72.3	72.3	72.3	72.3	72.3	72.3	72.3	72.3	72.3	72.3	72.3
Oui	47	48	66	63	22	56	55	52	57	70	35	27
Non	52	51	31	37	78	44	45	48	42	27	65	73
NSP	1	1	3	0	0	0	0	0	1	3	0	0

	FR	IT	CY	CY (tcc)	LV	LT	LU	HU	MT	NL	AT
	EB	EB	EB	EB	EB	EB	EB	EB	EB	EB	EB
	72.3	72.3	72.3	72.3	72.3	72.3	72.3	72.3	72.3	72.3	72.3
Yes	28	40	26	17	55	56	23	75	43	39	59
No	72	58	74	83	45	44	77	25	52	61	41
DK	0	2	0	0	0	0	0	0	5	0	0

	PL	PT	RO	SI	SK	FI	SE	UK	HR	TR	MK
	EB	EB	EB	EB	EB	EB	EB	EB	EB	EB	EB
	72.3	72.3	72.3	72.3	72.3	72.3	72.3	72.3	72.3	72.3	72.3
Ja	61	56	60	41	76	42	37	47	61	44	57
Nein	38	41	36	59	24	58	63	53	31	55	41
WN	1	3	4	0	0	0	0	0	8	1	2

QD13a.5 Des éléments suivants vous ont-il incité(e) à cesser la consommation de produits du tabac au cours des 12 derniers mois ?
 Les interdictions de fumer au travail
 QD13a.5 Has any of the following things led you to think about quitting in the last 12 months?
 Smoking restrictions at work
 QD13a.5 Bitte sagen Sie mir für jeden der folgenden Faktoren, ob er ein Anlass dafür war, dass Sie in den letzten 12 Monaten versucht haben, mit dem Rauchen aufzuhören?
 Rauchverbote am Arbeitsplatz

	UE27	BE	BG	CZ	DK	D-W	DE	D-E	EE	IE	EL	ES
	EB	EB	EB	EB	EB	EB	EB	EB	EB	EB	EB	EB
	72.3	72.3	72.3	72.3	72.3	72.3	72.3	72.3	72.3	72.3	72.3	72.3
Oui	16	32	24	32	15	10	14	25	8	16	10	16
Non	80	66	72	65	83	83	81	74	88	78	90	84
NSP	4	2	4	3	2	7	5	1	4	6	0	0

	FR	IT	CY	CY (tcc)	LV	LT	LU	HU	MT	NL	AT
	EB	EB	EB	EB	EB	EB	EB	EB	EB	EB	EB
	72.3	72.3	72.3	72.3	72.3	72.3	72.3	72.3	72.3	72.3	72.3
Yes	13	13	10	11	7	6	9	20	15	18	18
No	81	84	88	87	89	91	91	80	78	79	82
DK	6	3	2	2	4	3	0	0	7	3	0

	PL	PT	RO	SI	SK	FI	SE	UK	HR	TR	MK
	EB	EB	EB	EB	EB	EB	EB	EB	EB	EB	EB
	72.3	72.3	72.3	72.3	72.3	72.3	72.3	72.3	72.3	72.3	72.3
Ja	15	19	14	8	43	19	17	18	25	27	21
Nein	82	79	80	92	56	81	80	78	68	67	69
WN	3	2	6	0	1	0	3	4	7	6	10

QD13a.6 Des éléments suivants vous ont-il incité(e) à cesser la consommation de produits du tabac au cours des 12 derniers mois ?

Les interdictions de fumer dans les lieux publics tels que les bars et les restaurants

QD13a.6 Has any of the following things led you to think about quitting in the last 12 months?

Smoking restrictions in public places like bars and restaurants

QD13a.6 Bitte sagen Sie mir für jeden der folgenden Faktoren, ob er ein Anlass dafür war, dass Sie in den letzten 12 Monaten versucht haben, mit dem Rauchen aufzuhören?

Rauchverbote in öffentlichen Gebäuden, z.B. in Bars und Restaurants

	UE27	BE	BG	CZ	DK	D-W	DE	D-E	EE	IE	EL	ES
	EB	EB	EB	EB	EB	EB	EB	EB	EB	EB	EB	EB
	72.3	72.3	72.3	72.3	72.3	72.3	72.3	72.3	72.3	72.3	72.3	72.3
Oui	20	31	15	19	16	14	17	26	13	42	13	27
Non	79	66	81	81	84	86	83	74	84	54	87	73
NSP	1	3	4	0	0	0	0	0	3	4	0	0

	FR	IT	CY	CY (tcc)	LV	LT	LU	HU	MT	NL	AT
	EB	EB	EB	EB	EB	EB	EB	EB	EB	EB	EB
	72.3	72.3	72.3	72.3	72.3	72.3	72.3	72.3	72.3	72.3	72.3
Yes	19	17	7	9	14	7	13	24	27	25	28
No	81	80	93	91	83	92	84	75	70	75	72
DK	0	3	0	0	3	1	3	1	3	0	0

	PL	PT	RO	SI	SK	FI	SE	UK	HR	TR	MK
	EB	EB	EB	EB	EB	EB	EB	EB	EB	EB	EB
	72.3	72.3	72.3	72.3	72.3	72.3	72.3	72.3	72.3	72.3	72.3
Ja	11	25	15	11	41	14	13	30	30	23	33
Nein	86	73	78	89	59	86	87	70	64	72	63
WN	3	2	7	0	0	0	0	0	6	5	4

QD13a.7 Des éléments suivants vous ont-il incité(e) à cesser la consommation de produits du tabac au cours des 12 derniers mois ?

Une campagne médiatique

QD13a.7 Has any of the following things led you to think about quitting in the last 12 months?

A media campaign

QD13a.7 Bitte sagen Sie mir für jeden der folgenden Faktoren, ob er ein Anlass dafür war, dass Sie in den letzten 12 Monaten versucht haben, mit dem Rauchen aufzuhören?

Medienkampagnen

	UE27	BE	BG	CZ	DK	D-W	DE	D-E	EE	IE	EL	ES
	EU27											
	EB	EB	EB	EB	EB	EB	EB	EB	EB	EB	EB	EB
	72.3	72.3	72.3	72.3	72.3	72.3	72.3	72.3	72.3	72.3	72.3	72.3
Oui	11	16	3	6	11	6	7	9	7	16	8	8
Non	88	82	94	94	89	94	92	87	91	80	92	92
NSP	1	2	3	0	0	0	1	4	2	4	0	0

	FR	IT	CY	CY (tcc)	LV	LT	LU	HU	MT	NL	AT
	EB	EB	EB	EB	EB	EB	EB	EB	EB	EB	EB
	72.3	72.3	72.3	72.3	72.3	72.3	72.3	72.3	72.3	72.3	72.3
Yes	10	13	8	9	13	9	12	17	24	8	30
No	90	85	92	90	86	89	85	82	73	92	69
DK	0	2	0	1	1	2	3	1	3	0	1

	PL	PT	RO	SI	SK	FI	SE	UK	HR	TR	MK
	EB	EB	EB	EB	EB	EB	EB	EB	EB	EB	EB
	72.3	72.3	72.3	72.3	72.3	72.3	72.3	72.3	72.3	72.3	72.3
Ja	14	6	14	2	26	3	2	11	11	18	22
Nein	85	91	81	98	74	97	98	89	81	79	73
WN	1	3	5	0	0	0	0	0	8	3	5

QD13a.8 Des éléments suivants vous ont-il incité(e) à cesser la consommation de produits du tabac au cours des 12 derniers mois ?

La disponibilité d'une ligne téléphonique pour arrêter de fumer

QD13a.8 Has any of the following things led you to think about quitting in the last 12 months?

Availability of telephone quitline

QD13a.8 Bitte sagen Sie mir für Jeden der folgenden Faktoren, ob er ein Anlass dafür war, dass Sie in den letzten 12 Monaten versucht haben, mit dem Rauchen aufzuhören?

Verfügbarkeit telefonischer Beratungsstellen

	UE27	BE	BG	CZ	DK	D-W	DE	D-E	EE	IE	EL	ES
	EB	EB	EB	EB	EB	EB	EB	EB	EB	EB	EB	EB
	72.3	72.3	72.3	72.3	72.3	72.3	72.3	72.3	72.3	72.3	72.3	72.3
Oui	2	9	0	2	5	0	0	0	1	2	1	0
Non	97	90	96	98	95	100	100	100	97	92	99	98
NSP	1	1	4	0	0	0	0	0	2	6	0	2

	FR	IT	CY	CY (tcc)	LV	LT	LU	HU	MT	NL	AT
	EB	EB	EB	EB	EB	EB	EB	EB	EB	EB	EB
	72.3	72.3	72.3	72.3	72.3	72.3	72.3	72.3	72.3	72.3	72.3
Yes	4	6	0	3	1	1	2	8	0	1	6
No	96	92	100	97	98	97	95	92	95	99	94
DK	0	2	0	0	1	2	3	0	5	0	0

	PL	PT	RO	SI	SK	FI	SE	UK	HR	TR	MK
	EB	EB	EB	EB	EB	EB	EB	EB	EB	EB	EB
	72.3	72.3	72.3	72.3	72.3	72.3	72.3	72.3	72.3	72.3	72.3
Ja	4	0	2	1	3	2	0	0	0	11	8
Nein	94	97	93	99	97	98	100	100	93	86	87
WN	2	3	5	0	0	0	0	0	7	3	5

QD13a.9 Des éléments suivants vous ont-il incité(e) à cesser la consommation de produits du tabac au cours des 12 derniers mois ?

Le conseil d'un médecin ou d'un autre professionnel de la santé

QD13a.9 Has any of the following things led you to think about quitting in the last 12 months?

Advice from a doctor or other health professional

QD13a.9 Bitte sagen Sie mir für jeden der folgenden Faktoren, ob er ein Anlass dafür war, dass Sie in den letzten 12 Monaten versucht haben, mit dem Rauchen aufzuhören?

Ärztlicher oder medizinischer Rat

	UE27	BE	BG	CZ	DK	D-W	DE	D-E	EE	IE	EL	ES
	EU27											
	EB	EB	EB	EB	EB	EB	EB	EB	EB	EB	EB	EB
	72.3	72.3	72.3	72.3	72.3	72.3	72.3	72.3	72.3	72.3	72.3	72.3
Oui	21	27	32	18	23	19	17	12	11	26	26	18
Non	78	71	66	82	77	81	83	88	88	71	74	80
NSP	1	2	2	0	0	0	0	0	1	3	0	2

	FR	IT	CY	CY (tcc)	LV	LT	LU	HU	MT	NL	AT
	EB	EB	EB	EB	EB	EB	EB	EB	EB	EB	EB
	72.3	72.3	72.3	72.3	72.3	72.3	72.3	72.3	72.3	72.3	72.3
Yes	22	21	29	21	9	8	13	26	25	13	39
No	78	79	71	79	88	91	84	73	73	87	61
DK	0	0	0	0	3	1	3	1	2	0	0

	PL	PT	RO	SI	SK	FI	SE	UK	HR	TR	MK
	EB	EB	EB	EB	EB	EB	EB	EB	EB	EB	EB
	72.3	72.3	72.3	72.3	72.3	72.3	72.3	72.3	72.3	72.3	72.3
Ja	14	28	28	17	23	26	21	25	8	24	31
Nein	85	72	67	83	77	74	79	75	84	74	66
WN	1	0	5	0	0	0	0	0	8	2	3

QD13a.10 Des éléments suivants vous ont-il incité(e) à cesser la consommation de produits du tabac au cours des 12 derniers mois ?

Un médicament gratuit ou peu cher pour arrêter de fumer

QD13a.10 Has any of the following things led you to think about quitting in the last 12 months?

Free, or lower cost, stop-smoking medication

QD13a.10 Bitte sagen Sie mir für jeden der folgenden Faktoren, ob er ein Anlass dafür war, dass Sie in den letzten 12 Monaten versucht haben, mit dem Rauchen aufzuhören?

Kostenlose oder kostengünstige Mittel, um mit dem Rauchen aufzuhören

	UE27	BE	BG	CZ	DK	D-W	DE	D-E	EE	IE	EL	ES
	EU27											
	EB	EB	EB	EB	EB	EB	EB	EB	EB	EB	EB	EB
	72.3	72.3	72.3	72.3	72.3	72.3	72.3	72.3	72.3	72.3	72.3	72.3
Oui	6	15	7	0	10	3	2	1	3	10	0	3
Non	92	80	88	100	90	97	98	99	95	86	100	97
NSP	2	5	5	0	0	0	0	0	2	4	0	0

	FR	IT	CY	CY (tcc)	LV	LT	LU	HU	MT	NL	AT
	EB	EB	EB	EB	EB	EB	EB	EB	EB	EB	EB
	72.3	72.3	72.3	72.3	72.3	72.3	72.3	72.3	72.3	72.3	72.3
Yes	11	9	2	7	5	3	8	10	2	3	7
No	89	89	98	92	93	97	89	89	93	95	93
DK	0	2	0	1	2	0	3	1	5	2	0

	PL	PT	RO	SI	SK	FI	SE	UK	HR	TR	MK
	EB	EB	EB	EB	EB	EB	EB	EB	EB	EB	EB
	72.3	72.3	72.3	72.3	72.3	72.3	72.3	72.3	72.3	72.3	72.3
Ja	5	11	9	4	10	7	4	8	2	14	13
Nein	92	86	85	96	88	93	95	90	91	84	83
WN	3	3	6	0	2	0	1	2	7	2	4

QD13a.11 Des éléments suivants vous ont-il incité(e) à cesser la consommation de produits du tabac au cours des 12 derniers mois ?

Les avertissements sur les paquets de tabac

QD13a.11 Has any of the following things led you to think about quitting in the last 12 months?

Warning labels on tobacco packages

QD13a.11 Bitte sagen Sie mir für jeden der folgenden Faktoren, ob er ein Anlass dafür war, dass Sie in den letzten 12 Monaten versucht haben, mit dem Rauchen aufzuhören?

Warnhinweise auf Zigarettschachteln, Tabakverpackung etc.

	UE27	BE	BG	CZ	DK	D-W	DE	D-E	EE	IE	EL	ES
	EB	EB	EB	EB	EB	EB	EB	EB	EB	EB	EB	EB
	72.3	72.3	72.3	72.3	72.3	72.3	72.3	72.3	72.3	72.3	72.3	72.3
Oui	14	16	7	15	8	7	9	15	10	21	9	13
Non	84	82	86	85	92	93	89	77	90	76	91	87
NSP	2	2	7	0	0	0	2	8	0	3	0	0

	FR	IT	CY	CY (tcc)	LV	LT	LU	HU	MT	NL	AT
	EB	EB	EB	EB	EB	EB	EB	EB	EB	EB	EB
	72.3	72.3	72.3	72.3	72.3	72.3	72.3	72.3	72.3	72.3	72.3
Yes	10	13	10	14	11	4	10	20	12	9	13
No	90	84	90	85	87	96	87	79	85	91	86
DK	0	3	0	1	2	0	3	1	3	0	1

	PL	PT	RO	SI	SK	FI	SE	UK	HR	TR	MK
	EB	EB	EB	EB	EB	EB	EB	EB	EB	EB	EB
	72.3	72.3	72.3	72.3	72.3	72.3	72.3	72.3	72.3	72.3	72.3
Ja	16	9	35	7	18	14	3	17	13	19	33
Nein	82	88	59	93	82	86	97	83	79	79	64
WN	2	3	6	0	0	0	0	0	8	2	3

QD13a.12 Des éléments suivants vous ont-il incité(e) à cesser la consommation de produits du tabac au cours des 12 derniers mois ?

La famille/ le conjoint/ les amis

QD13a.12 Has any of the following things led you to think about quitting in the last 12 months?

Family/ partner/ friends

QD13a.12 Bitte sagen Sie mir für jeden der folgenden Faktoren, ob er ein Anlass dafür war, dass Sie in den letzten 12 Monaten versucht haben, mit dem Rauchen aufzuhören?

Familie/ Partner/ Freunde

	UE27	BE	BG	CZ	DK	D-W	DE	D-E	EE	IE	EL	ES
	EB	EB	EB	EB	EB	EB	EB	EB	EB	EB	EB	EB
	72.3	72.3	72.3	72.3	72.3	72.3	72.3	72.3	72.3	72.3	72.3	72.3
Oui	52	54	49	65	56	55	57	63	40	56	51	62
Non	47	45	48	35	44	44	42	37	60	39	49	38
NSP	1	1	3	0	0	1	1	0	0	5	0	0

	FR	IT	CY	CY (tcc)	LV	LT	LU	HU	MT	NL	AT
	EB	EB	EB	EB	EB	EB	EB	EB	EB	EB	EB
	72.3	72.3	72.3	72.3	72.3	72.3	72.3	72.3	72.3	72.3	72.3
Yes	46	38	71	59	53	43	62	66	47	56	63
No	54	62	29	40	46	57	35	34	50	44	35
DK	0	0	0	1	1	0	3	0	3	0	2

	PL	PT	RO	SI	SK	FI	SE	UK	HR	TR	MK
	EB	EB	EB	EB	EB	EB	EB	EB	EB	EB	EB
	72.3	72.3	72.3	72.3	72.3	72.3	72.3	72.3	72.3	72.3	72.3
Ja	54	45	51	49	80	55	52	49	44	45	66
Nein	45	55	45	51	20	45	48	51	49	52	30
WN	1	0	4	0	0	0	0	0	7	3	4

QD13b.1 Des éléments suivants vous ont-il incité(e) à cesser la consommation de produits du tabac?

L'inquiétude à propos de votre santé personnelle

QD13b.1 Has any of the following things led you to quit tobacco use?

Concern about your personal health

QD13b.1 Bitte sagen Sie mir für jeden der folgenden Faktoren, ob er ein Anlass dafür war, dass Sie mit dem Rauchen aufgehört haben?

Bedenken über ihre eigene Gesundheit

	UE27	BE	BG	CZ	DK	D-W	DE	D-E	EE	IE	EL	ES
	EU27											
	EB	EB	EB	EB	EB	EB	EB	EB	EB	EB	EB	EB
	72.3	72.3	72.3	72.3	72.3	72.3	72.3	72.3	72.3	72.3	72.3	72.3
Oui	68	75	80	75	69	80	79	77	55	95	84	77
Non	31	25	5	25	31	20	21	23	44	4	16	23
NSP	1	0	15	0	0	0	0	0	1	1	0	0

	FR	IT	CY	CY (tcc)	LV	LT	LU	HU	MT	NL	AT
	EB	EB	EB	EB	EB	EB	EB	EB	EB	EB	EB
	72.3	72.3	72.3	72.3	72.3	72.3	72.3	72.3	72.3	72.3	72.3
Yes	58	53	91	59	56	60	66	71	82	65	75
No	41	45	9	41	41	39	25	29	18	35	25
DK	1	2	0	0	3	1	9	0	0	0	0

	PL	PT	RO	SI	SK	FI	SE	UK	HR	TR	MK
	EB	EB	EB	EB	EB	EB	EB	EB	EB	EB	EB
	72.3	72.3	72.3	72.3	72.3	72.3	72.3	72.3	72.3	72.3	72.3
Ja	64	87	85	89	78	75	60	61	78	69	81
Nein	35	13	9	11	22	24	38	39	20	26	17
WN	1	0	6	0	0	1	2	0	2	5	2

QD13b.2 Des éléments suivants vous ont-il incité(e) à cesser la consommation de produits du tabac?
 L'inquiétude à propos de l'effet de votre fumée sur les non-fumeurs
 QD13b.2 Has any of the following things led you to quit tobacco use?
 Concern about the effect of your smoke on non-smokers
 QD13b.2 Bitte sagen Sie mir für jeden der folgenden Faktoren, ob er ein Anlass dafür war, dass Sie mit dem Rauchen aufgehört haben?
 Bedenken über die gesundheitlichen Auswirkungen Ihres Rauches für Nichtraucher

	UE27	BE	BG	CZ	DK	D-W	DE	D-E	EE	IE	EL	ES
	EB	EB	EB	EB	EB	EB	EB	EB	EB	EB	EB	EB
	72.3	72.3	72.3	72.3	72.3	72.3	72.3	72.3	72.3	72.3	72.3	72.3
Oui	28	35	18	18	19	35	35	33	18	47	31	17
Non	70	65	61	80	81	63	64	67	80	51	69	83
NSP	2	0	21	2	0	2	1	0	2	2	0	0

	FR	IT	CY	CY (tcc)	LV	LT	LU	HU	MT	NL	AT
	EB	EB	EB	EB	EB	EB	EB	EB	EB	EB	EB
	72.3	72.3	72.3	72.3	72.3	72.3	72.3	72.3	72.3	72.3	72.3
Yes	25	26	48	38	23	23	19	30	40	25	42
No	74	72	52	62	74	75	73	67	59	75	57
DK	1	2	0	0	3	2	8	3	1	0	1

	PL	PT	RO	SI	SK	FI	SE	UK	HR	TR	MK
	EB	EB	EB	EB	EB	EB	EB	EB	EB	EB	EB
	72.3	72.3	72.3	72.3	72.3	72.3	72.3	72.3	72.3	72.3	72.3
Ja	36	41	44	23	35	30	20	26	28	22	47
Nein	62	56	49	77	64	68	79	74	69	72	50
WN	2	3	7	0	1	2	1	0	3	6	3

QD13b.3 Des éléments suivants vous ont-il incité(e) à cesser la consommation de produits du tabac?

La société désapprouve le fait de fumer

QD13b.3 Has any of the following things led you to quit tobacco use?

The society disapproves of smoking

QD13b.3 Bitte sagen Sie mir für jeden der folgenden Faktoren, ob er ein Anlass dafür war, dass Sie mit dem Rauchen aufgehört haben?

Missbilligung des Rauchens durch die Gesellschaft

	UE27	BE	BG	CZ	DK	D-W	DE	D-E	EE	IE	EL	ES
	EB	EB	EB	EB	EB	EB	EB	EB	EB	EB	EB	EB
	72.3	72.3	72.3	72.3	72.3	72.3	72.3	72.3	72.3	72.3	72.3	72.3
Oui	14	23	11	20	15	12	12	9	12	30	8	10
Non	84	76	69	80	85	85	86	90	86	68	91	89
NSP	2	1	20	0	0	3	2	1	2	2	1	1

	FR	IT	CY	CY (tcc)	LV	LT	LU	HU	MT	NL	AT
	EB	EB	EB	EB	EB	EB	EB	EB	EB	EB	EB
	72.3	72.3	72.3	72.3	72.3	72.3	72.3	72.3	72.3	72.3	72.3
Yes	10	11	14	12	19	9	9	15	8	15	26
No	88	88	86	88	79	89	82	83	92	85	72
DK	2	1	0	0	2	2	9	2	0	0	2

	PL	PT	RO	SI	SK	FI	SE	UK	HR	TR	MK
	EB	EB	EB	EB	EB	EB	EB	EB	EB	EB	EB
	72.3	72.3	72.3	72.3	72.3	72.3	72.3	72.3	72.3	72.3	72.3
Ja	19	15	27	9	29	7	13	18	12	9	20
Nein	79	83	68	91	70	92	86	81	85	86	77
WN	2	2	5	0	1	1	1	1	3	5	3

QD13b.4 Des éléments suivants vous ont-il incité(e) à cesser la consommation de produits du tabac?

Le prix des produits du tabac

QD13b.4 Has any of the following things led you to quit tobacco use?

The price of tobacco products

QD13b.4 Bitte sagen Sie mir für jeden der folgenden Faktoren, ob er ein Anlass dafür war, dass Sie mit dem Rauchen aufgehört haben?

Die Preise für Tabakwaren

	UE27	BE	BG	CZ	DK	D-W	DE	D-E	EE	IE	EL	ES
	EB	EB	EB	EB	EB	EB	EB	EB	EB	EB	EB	EB
	72.3	72.3	72.3	72.3	72.3	72.3	72.3	72.3	72.3	72.3	72.3	72.3
Oui	28	26	41	57	19	30	29	26	18	48	23	16
Non	71	74	41	43	81	69	70	73	81	50	77	84
NSP	1	0	18	0	0	1	1	1	1	2	0	0

	FR	IT	CY	CY (tcc)	LV	LT	LU	HU	MT	NL	AT
	EB	EB	EB	EB	EB	EB	EB	EB	EB	EB	EB
	72.3	72.3	72.3	72.3	72.3	72.3	72.3	72.3	72.3	72.3	72.3
Yes	20	25	21	5	23	21	8	46	21	12	55
No	79	73	79	95	73	79	84	52	79	88	45
DK	1	2	0	0	4	0	8	2	0	0	0

	PL	PT	RO	SI	SK	FI	SE	UK	HR	TR	MK
	EB	EB	EB	EB	EB	EB	EB	EB	EB	EB	EB
	72.3	72.3	72.3	72.3	72.3	72.3	72.3	72.3	72.3	72.3	72.3
Ja	38	44	58	14	55	20	22	30	33	15	49
Nein	61	53	36	85	45	79	77	70	65	80	49
WN	1	3	6	1	0	1	1	0	2	5	2

QD13b.5 Des éléments suivants vous ont-il incité(e) à cesser la consommation de produits du tabac?

Les interdictions de fumer au travail

QD13b.5 Has any of the following things led you to quit tobacco use?

Smoking restrictions at work

QD13b.5 Bitte sagen Sie mir für jeden der folgenden Faktoren, ob er ein Anlass dafür war, dass Sie mit dem Rauchen aufgehört haben?

Rauchverbote am Arbeitsplatz

	UE27	BE	BG	CZ	DK	D-W	DE	D-E	EE	IE	EL	ES
	EB	EB	EB	EB	EB	EB	EB	EB	EB	EB	EB	EB
	72.3	72.3	72.3	72.3	72.3	72.3	72.3	72.3	72.3	72.3	72.3	72.3
Oui	9	15	12	22	16	6	7	10	3	13	5	8
Non	90	85	70	78	84	93	92	90	93	82	95	92
NSP	1	0	18	0	0	1	1	0	4	5	0	0

	FR	IT	CY	CY (tcc)	LV	LT	LU	HU	MT	NL	AT
	EB	EB	EB	EB	EB	EB	EB	EB	EB	EB	EB
	72.3	72.3	72.3	72.3	72.3	72.3	72.3	72.3	72.3	72.3	72.3
Yes	10	13	9	5	2	6	6	16	6	3	19
No	89	86	91	95	93	93	85	83	92	97	80
DK	1	1	0	0	5	1	9	1	2	0	1

	PL	PT	RO	SI	SK	FI	SE	UK	HR	TR	MK
	EB	EB	EB	EB	EB	EB	EB	EB	EB	EB	EB
	72.3	72.3	72.3	72.3	72.3	72.3	72.3	72.3	72.3	72.3	72.3
Ja	7	8	16	7	30	5	5	4	9	6	11
Nein	92	90	78	93	69	94	95	95	88	88	86
WN	1	2	6	0	1	1	1	1	3	6	3

QD13b.6 Des éléments suivants vous ont-il incité(e) à cesser la consommation de produits du tabac?

Les interdictions de fumer dans les lieux publics tels que les bars et les restaurants

QD13b.6 Has any of the following things led you to quit tobacco use?

Smoking restrictions in public places like bars and restaurants

QD13b.6 Bitte sagen Sie mir für jeden der folgenden Faktoren, ob er ein Anlass dafür war, dass Sie mit dem Rauchen aufgehört haben?

Rauchverbote in öffentlichen Gebäuden, z.B. in Bars und Restaurants

	UE27	BE	BG	CZ	DK	D-W	DE	D-E	EE	IE	EL	ES
	EU27											
	EB	EB	EB	EB	EB	EB	EB	EB	EB	EB	EB	EB
	72.3	72.3	72.3	72.3	72.3	72.3	72.3	72.3	72.3	72.3	72.3	72.3
Oui	9	12	3	12	15	5	6	8	3	26	2	9
Non	90	87	78	87	85	93	93	92	95	72	98	91
NSP	1	1	19	1	0	2	1	0	2	2	0	0

	FR	IT	CY	CY (tcc)	LV	LT	LU	HU	MT	NL	AT
	EB	EB	EB	EB	EB	EB	EB	EB	EB	EB	EB
	72.3	72.3	72.3	72.3	72.3	72.3	72.3	72.3	72.3	72.3	72.3
Yes	11	15	12	11	6	7	6	7	7	6	20
No	88	83	88	89	91	91	85	92	92	94	79
DK	1	2	0	0	3	2	9	1	1	0	1

	PL	PT	RO	SI	SK	FI	SE	UK	HR	TR	MK
	EB	EB	EB	EB	EB	EB	EB	EB	EB	EB	EB
	72.3	72.3	72.3	72.3	72.3	72.3	72.3	72.3	72.3	72.3	72.3
Ja	5	9	11	7	21	4	4	7	8	6	13
Nein	94	90	82	93	79	95	96	93	88	87	85
WN	1	1	7	0	0	1	0	0	4	7	2

QD13b.7 Des éléments suivants vous ont-il incité(e) à cesser la consommation de produits du tabac?

Une campagne médiatique

QD13b.7 Has any of the following things led you to quit tobacco use?

A media campaign

QD13b.7 Bitte sagen Sie mir für jeden der folgenden Faktoren, ob er ein Anlass dafür war, dass Sie mit dem Rauchen aufgehört haben?

Medienkampagnen

	UE27 EU27	BE	BG	CZ	DK	D-W	DE	D-E	EE	IE	EL	ES
	EB	EB	EB	EB	EB	EB	EB	EB	EB	EB	EB	EB
	72.3	72.3	72.3	72.3	72.3	72.3	72.3	72.3	72.3	72.3	72.3	72.3
Oui	6	11	3	5	5	2	2	3	2	16	9	8
Non	93	89	79	95	95	98	98	97	96	81	91	92
NSP	1	0	18	0	0	0	0	0	2	3	0	0

	FR	IT	CY	CY (tcc)	LV	LT	LU	HU	MT	NL	AT
	EB	EB	EB	EB	EB	EB	EB	EB	EB	EB	EB
	72.3	72.3	72.3	72.3	72.3	72.3	72.3	72.3	72.3	72.3	72.3
Yes	7	7	3	10	4	8	8	4	13	5	24
No	92	93	97	90	93	90	83	95	86	95	74
DK	1	0	0	0	3	2	9	1	1	0	2

	PL	PT	RO	SI	SK	FI	SE	UK	HR	TR	MK
	EB	EB	EB	EB	EB	EB	EB	EB	EB	EB	EB
	72.3	72.3	72.3	72.3	72.3	72.3	72.3	72.3	72.3	72.3	72.3
Ja	9	4	11	5	16	5	4	5	8	2	14
Nein	91	96	81	95	84	94	95	95	89	92	85
WN	0	0	8	0	0	1	1	0	3	6	1

QD13b.8 Des éléments suivants vous ont-il incité(e) à cesser la consommation de produits du tabac?

La disponibilité d'une ligne téléphonique pour arrêter de fumer

QD13b.8 Has any of the following things led you to quit tobacco use?

Availability of telephone quitline

QD13b.8 Bitte sagen Sie mir für Jeden der folgenden Faktoren, ob er ein Anlass dafür war, dass Sie mit dem Rauchen aufgehört haben?

Verfügbarkeit telefonischer Beratungsstellen

	UE27	BE	BG	CZ	DK	D-W	DE	D-E	EE	IE	EL	ES
	EB	EB	EB	EB	EB	EB	EB	EB	EB	EB	EB	EB
	72.3	72.3	72.3	72.3	72.3	72.3	72.3	72.3	72.3	72.3	72.3	72.3
Oui	1	2	0	1	0	0	0	0	1	2	0	1
Non	98	97	82	99	100	99	99	99	98	95	100	99
NSP	1	1	18	0	0	1	1	1	1	3	0	0

	FR	IT	CY	CY (tcc)	LV	LT	LU	HU	MT	NL	AT
	EB	EB	EB	EB	EB	EB	EB	EB	EB	EB	EB
	72.3	72.3	72.3	72.3	72.3	72.3	72.3	72.3	72.3	72.3	72.3
Yes	2	1	0	2	0	1	0	1	0	0	5
No	97	97	100	98	97	98	91	98	99	100	95
DK	1	2	0	0	3	1	9	1	1	0	0

	PL	PT	RO	SI	SK	FI	SE	UK	HR	TR	MK
	EB	EB	EB	EB	EB	EB	EB	EB	EB	EB	EB
	72.3	72.3	72.3	72.3	72.3	72.3	72.3	72.3	72.3	72.3	72.3
Ja	2	0	8	0	3	1	1	1	1	1	4
Nein	98	99	84	100	97	98	99	99	96	93	93
WN	0	1	8	0	0	1	0	0	3	6	3

QD13b.9 Des éléments suivants vous ont-il incité(e) à cesser la consommation de produits du tabac?

Le conseil d'un médecin ou d'un autre professionnel de la santé

QD13b.9 Has any of the following things led you to quit tobacco use?

Advice from a doctor or other health professional

QD13b.9 Bitte sagen Sie mir für jeden der folgenden Faktoren, ob er ein Anlass dafür war, dass Sie mit dem Rauchen aufgehört haben?

Ärztlicher oder medizinischer Rat,

	UE27	BE	BG	CZ	DK	D-W	DE	D-E	EE	IE	EL	ES
	EB	EB	EB	EB	EB	EB	EB	EB	EB	EB	EB	EB
	72.3	72.3	72.3	72.3	72.3	72.3	72.3	72.3	72.3	72.3	72.3	72.3
Oui	21	16	34	33	17	16	18	27	7	36	44	31
Non	78	83	49	67	83	84	82	73	92	63	56	69
NSP	1	1	17	0	0	0	0	0	1	1	0	0

	FR	IT	CY	CY (tcc)	LV	LT	LU	HU	MT	NL	AT
	EB	EB	EB	EB	EB	EB	EB	EB	EB	EB	EB
	72.3	72.3	72.3	72.3	72.3	72.3	72.3	72.3	72.3	72.3	72.3
Yes	20	30	34	23	5	12	6	28	29	12	56
No	79	69	66	77	92	87	85	72	71	88	44
DK	1	1	0	0	3	1	9	0	0	0	0

	PL	PT	RO	SI	SK	FI	SE	UK	HR	TR	MK
	EB	EB	EB	EB	EB	EB	EB	EB	EB	EB	EB
	72.3	72.3	72.3	72.3	72.3	72.3	72.3	72.3	72.3	72.3	72.3
Ja	12	32	31	15	35	12	9	10	28	12	41
Nein	87	67	62	85	65	88	91	90	69	81	58
WN	1	1	7	0	0	0	0	0	3	7	1

QD13b.10 Des éléments suivants vous ont-il incité(e) à cesser la consommation de produits du tabac?

Un médicament gratuit ou peu cher pour arrêter de fumer

QD13b.10 Has any of the following things led you to quit tobacco use?

Free, or lower cost, stop-smoking medication

QD13b.10 Bitte sagen Sie mir für jeden der folgenden Faktoren, ob er ein Anlass dafür war, dass Sie mit dem Rauchen aufgehört haben?

Kostenlose oder kostengünstige Mittel, um mit dem Rauchen aufzuhören

	UE27	BE	BG	CZ	DK	D-W	DE	D-E	EE	IE	EL	ES
	EB	EB	EB	EB	EB	EB	EB	EB	EB	EB	EB	EB
	72.3	72.3	72.3	72.3	72.3	72.3	72.3	72.3	72.3	72.3	72.3	72.3
Oui	2	4	0	2	1	2	2	0	1	3	1	2
Non	97	95	82	98	99	98	98	100	98	96	99	98
NSP	1	1	18	0	0	0	0	0	1	1	0	0

	FR	IT	CY	CY (tcc)	LV	LT	LU	HU	MT	NL	AT
	EB	EB	EB	EB	EB	EB	EB	EB	EB	EB	EB
	72.3	72.3	72.3	72.3	72.3	72.3	72.3	72.3	72.3	72.3	72.3
Yes	3	1	0	6	2	1	1	3	1	0	8
No	96	98	100	94	95	98	90	96	99	100	90
DK	1	1	0	0	3	1	9	1	0	0	2

	PL	PT	RO	SI	SK	FI	SE	UK	HR	TR	MK
	EB	EB	EB	EB	EB	EB	EB	EB	EB	EB	EB
	72.3	72.3	72.3	72.3	72.3	72.3	72.3	72.3	72.3	72.3	72.3
Ja	2	4	7	0	4	2	1	2	3	2	9
Nein	97	95	84	100	95	97	98	98	93	91	89
WN	1	1	9	0	1	1	1	0	4	7	2

QD13b.11 Des éléments suivants vous ont-il incité(e) à cesser la consommation de produits du tabac?

Les avertissements sur les paquets de tabac

QD13b.11 Has any of the following things led you to quit tobacco use?

Warning labels on tobacco packages

QD13b.11 Bitte sagen Sie mir für jeden der folgenden Faktoren, ob er ein Anlass dafür war, dass Sie mit dem Rauchen aufgehört haben?

Warnhinweise auf Zigarettschachteln, Tabakverpackung etc.

	UE27	BE	BG	CZ	DK	D-W	DE	D-E	EE	IE	EL	ES
	EU27											
	EB	EB	EB	EB	EB	EB	EB	EB	EB	EB	EB	EB
	72.3	72.3	72.3	72.3	72.3	72.3	72.3	72.3	72.3	72.3	72.3	72.3
Oui	7	11	7	15	5	6	6	3	3	17	12	7
Non	92	89	76	85	95	94	94	97	95	80	88	93
NSP	1	0	17	0	0	0	0	0	2	3	0	0

	FR	IT	CY	CY (tcc)	LV	LT	LU	HU	MT	NL	AT
	EB	EB	EB	EB	EB	EB	EB	EB	EB	EB	EB
	72.3	72.3	72.3	72.3	72.3	72.3	72.3	72.3	72.3	72.3	72.3
Yes	5	8	9	10	4	5	8	6	5	4	19
No	94	91	91	90	94	94	83	93	95	96	81
DK	1	1	0	0	2	1	9	1	0	0	0

	PL	PT	RO	SI	SK	FI	SE	UK	HR	TR	MK
	EB	EB	EB	EB	EB	EB	EB	EB	EB	EB	EB
	72.3	72.3	72.3	72.3	72.3	72.3	72.3	72.3	72.3	72.3	72.3
Ja	10	11	22	4	9	2	4	5	4	6	12
Nein	89	88	72	96	91	97	95	94	92	88	86
WN	1	1	6	0	0	1	1	1	4	6	2

QD13b.12 Des éléments suivants vous ont-il incité(e) à cesser la consommation de produits du tabac?

La famille/ le conjoint/ les amis

QD13b.12 Has any of the following things led you to quit tobacco use?

Family/ partner/ friends

QD13b.12 Bitte sagen Sie mir für jeden der folgenden Faktoren, ob er ein Anlass dafür war, dass Sie mit dem Rauchen aufgehört haben?

Familie/ Partner/ Freunde

	UE27	BE	BG	CZ	DK	D-W	DE	D-E	EE	IE	EL	ES
	EB	EB	EB	EB	EB	EB	EB	EB	EB	EB	EB	EB
	72.3	72.3	72.3	72.3	72.3	72.3	72.3	72.3	72.3	72.3	72.3	72.3
Oui	42	39	49	63	46	43	44	47	40	57	59	41
Non	57	61	34	37	54	57	56	53	58	41	41	59
NSP	1	0	17	0	0	0	0	0	2	2	0	0

	FR	IT	CY	CY (tcc)	LV	LT	LU	HU	MT	NL	AT
	EB	EB	EB	EB	EB	EB	EB	EB	EB	EB	EB
	72.3	72.3	72.3	72.3	72.3	72.3	72.3	72.3	72.3	72.3	72.3
Yes	36	49	59	36	37	31	43	64	53	33	77
No	63	51	41	64	60	68	48	36	47	67	23
DK	1	0	0	0	3	1	9	0	0	0	0

	PL	PT	RO	SI	SK	FI	SE	UK	HR	TR	MK
	EB	EB	EB	EB	EB	EB	EB	EB	EB	EB	EB
	72.3	72.3	72.3	72.3	72.3	72.3	72.3	72.3	72.3	72.3	72.3
Ja	41	59	62	35	72	42	41	28	41	19	53
Nein	58	39	33	65	28	57	58	72	56	75	44
WN	1	2	5	0	0	1	1	0	3	6	3

QD14 Pensez-vous que certains types de cigarettes sont moins nocifs que d'autres, ou toutes les cigarettes sont-elles aussi nocives?
 QD14 Do you think that some types of cigarettes are less harmful than other types, or are all cigarettes equally harmful?
 QD14 Sind Sie der Ansicht, dass einige Zigarettenarten weniger schädlich sind als andere, oder sind alle Zigaretten gleichermaßen gesundheitsschädlich?

	UE27	BE	BG	CZ	DK	D-W	DE	D-E	EE	IE	EL	ES
	EU27											
	EB	EB	EB	EB	EB	EB	EB	EB	EB	EB	EB	EB
	72.3	72.3	72.3	72.3	72.3	72.3	72.3	72.3	72.3	72.3	72.3	72.3
Certaines sont moins nocives	17	16	19	23	19	16	16	15	25	16	10	17
Toutes sont aussi nocives	77	82	73	75	76	76	76	78	69	70	89	77
NSP	6	2	8	2	5	8	8	7	6	14	1	6

	FR	IT	CY	CY (tcc)	LV	LT	LU	HU	MT	NL	AT
	EB	EB	EB	EB	EB	EB	EB	EB	EB	EB	EB
	72.3	72.3	72.3	72.3	72.3	72.3	72.3	72.3	72.3	72.3	72.3
Some are less harmful	16	12	18	14	21	29	14	26	14	25	24
All are equally harmful	78	84	78	79	75	64	80	69	80	72	71
DK	6	4	4	7	4	7	6	5	6	3	5

	PL	PT	RO	SI	SK	FI	SE	UK	HR	TR	MK
	EB	EB	EB	EB	EB	EB	EB	EB	EB	EB	EB
	72.3	72.3	72.3	72.3	72.3	72.3	72.3	72.3	72.3	72.3	72.3
Einige sind weniger schädlich	19	12	12	30	19	10	23	20	11	11	12
Alle sind gleichermaßen schädlich	75	81	77	62	79	86	70	74	84	86	84
WN	6	7	11	8	2	4	7	6	5	3	4

QD15.1 Pensez-vous que les éléments suivants peuvent indiquer si une marque de cigarettes est moins nocive comparée aux autres ?

Le goût, tel que le menthol ou les saveurs sucrées

QD15.1 Do you think that any of the following is an indication of whether a cigarette brand could be less harmful compared to others?

The taste, such as menthol or sweet flavours

QD15.1 Bitte sagen Sie mir für jeden der folgenden Faktoren, ob er Ihrer Meinung nach ein Anhaltspunkt dafür sein könnte, dass eine Zigarettenmarke weniger schädlich ist als andere

Der Geschmack, z.B. mit Menthol oder süßen Aromen

	UE27	BE	BG	CZ	DK	D-W	DE	D-E	EE	IE	EL	ES
	EU27											
	EB	EB	EB	EB	EB	EB	EB	EB	EB	EB	EB	EB
	72.3	72.3	72.3	72.3	72.3	72.3	72.3	72.3	72.3	72.3	72.3	72.3
Oui	10	8	14	11	3	8	8	6	9	12	4	10
Non	78	89	61	84	90	78	79	83	77	67	89	77
NSP	12	3	25	5	7	14	13	11	14	21	7	13

	FR	IT	CY	CY (tcc)	LV	LT	LU	HU	MT	NL	AT
	EB	EB	EB	EB	EB	EB	EB	EB	EB	EB	EB
	72.3	72.3	72.3	72.3	72.3	72.3	72.3	72.3	72.3	72.3	72.3
Yes	9	6	9	10	12	15	10	27	21	5	10
No	81	85	72	72	76	62	73	58	50	90	82
DK	10	9	19	18	12	23	17	15	29	5	8

	PL	PT	RO	SI	SK	FI	SE	UK	HR	TR	MK
	EB	EB	EB	EB	EB	EB	EB	EB	EB	EB	EB
	72.3	72.3	72.3	72.3	72.3	72.3	72.3	72.3	72.3	72.3	72.3
Ja	19	10	14	8	19	4	4	11	6	13	21
Nein	68	65	61	80	75	91	90	79	84	75	61
WN	13	25	25	12	6	5	6	10	10	12	18

QD15.2 Pensez-vous que les éléments suivants peuvent indiquer si une marque de cigarettes est moins nocive comparée aux autres ?

Les niveaux de goudron ou de nicotine indiqués sur les paquets de cigarettes

QD15.2 Do you think that any of the following is an indication of whether a cigarette brand could be less harmful compared to others?

The tar or nicotine levels indicated on cigarette packs

QD15.2 Bitte sagen Sie mir für jeden der folgenden Faktoren, ob er Ihrer Meinung nach ein Anhaltspunkt dafür sein könnte, dass eine Zigarettenmarke weniger schädlich ist als andere

Die Teer- und Nikotinwerte, die auf der Verpackung angegeben sind

	UE27	BE	BG	CZ	DK	D-W	DE	D-E	EE	IE	EL	ES
	EB	EB	EB	EB	EB	EB	EB	EB	EB	EB	EB	EB
	72.3	72.3	72.3	72.3	72.3	72.3	72.3	72.3	72.3	72.3	72.3	72.3
Oui	35	34	46	35	33	27	28	28	42	28	43	32
Non	55	62	37	61	59	62	62	64	46	52	52	57
NSP	10	4	17	4	8	11	10	8	12	20	5	11

	FR	IT	CY	CY (tcc)	LV	LT	LU	HU	MT	NL	AT
	EB	EB	EB	EB	EB	EB	EB	EB	EB	EB	EB
	72.3	72.3	72.3	72.3	72.3	72.3	72.3	72.3	72.3	72.3	72.3
Yes	36	38	33	16	41	51	30	57	53	37	40
No	54	55	53	67	47	32	56	32	26	58	54
DK	10	7	14	17	12	17	14	11	21	5	6

	PL	PT	RO	SI	SK	FI	SE	UK	HR	TR	MK
	EB	EB	EB	EB	EB	EB	EB	EB	EB	EB	EB
	72.3	72.3	72.3	72.3	72.3	72.3	72.3	72.3	72.3	72.3	72.3
Ja	49	26	34	52	27	20	38	30	23	17	43
Nein	42	49	44	39	67	75	55	59	67	72	42
WN	9	25	22	9	6	5	7	11	10	11	15



QD15.3 Pensez-vous que les éléments suivants peuvent indiquer si une marque de cigarettes est moins nocive comparée aux autres ?

La couleur des paquets de cigarettes

QD15.3 Do you think that any of the following is an indication of whether a cigarette brand could be less harmful compared to others?

The colour of cigarette packs

QD15.3 Bitte sagen Sie mir für jeden der folgenden Faktoren, ob er Ihrer Meinung nach ein Anhaltspunkt dafür sein könnte, dass eine Zigarettenmarke weniger schädlich ist als andere

Die Farbe der Zigarettschachtel

	UE27	BE	BG	CZ	DK	D-W	DE	D-E	EE	IE	EL	ES
	EB	EB	EB	EB	EB	EB	EB	EB	EB	EB	EB	EB
	72.3	72.3	72.3	72.3	72.3	72.3	72.3	72.3	72.3	72.3	72.3	72.3
Oui	10	7	10	18	2	4	4	3	15	10	8	9
Non	80	90	67	79	93	86	86	89	71	70	87	79
NSP	10	3	23	3	5	10	10	8	14	20	5	12

	FR	IT	CY	CY (tcc)	LV	LT	LU	HU	MT	NL	AT
	EB	EB	EB	EB	EB	EB	EB	EB	EB	EB	EB
	72.3	72.3	72.3	72.3	72.3	72.3	72.3	72.3	72.3	72.3	72.3
Yes	10	13	6	4	20	22	5	43	19	3	9
No	80	79	77	79	68	58	81	44	56	94	85
DK	10	8	17	17	12	20	14	13	25	3	6

	PL	PT	RO	SI	SK	FI	SE	UK	HR	TR	MK
	EB	EB	EB	EB	EB	EB	EB	EB	EB	EB	EB
	72.3	72.3	72.3	72.3	72.3	72.3	72.3	72.3	72.3	72.3	72.3
Ja	17	9	9	7	18	7	5	5	6	8	8
Nein	72	66	67	82	77	88	91	85	84	80	75
WN	11	25	24	11	5	5	4	10	10	12	17

QD15.4 Pensez-vous que les éléments suivants peuvent indiquer si une marque de cigarettes est moins nocive comparée aux autres ?

Des termes dans le nom de la marque, tels que "silver", "blue" ou "natural"

QD15.4 Do you think that any of the following is an indication of whether a cigarette brand could be less harmful compared to others?

Specific terms in the brand's name, such as "silver", "blue" or "natural"

QD15.4 Bitte sagen Sie mir für jeden der folgenden Faktoren, ob er Ihrer Meinung nach ein Anhaltspunkt dafür sein könnte, dass eine Zigarettenmarke weniger schädlich ist als andere

Bestimmte Begriffe im Namen der Zigarettenorte, z.B. "silver", "blue" oder "natural"

	UE27	BE	BG	CZ	DK	D-W	DE	D-E	EE	IE	EL	ES
	EB	EB	EB	EB	EB	EB	EB	EB	EB	EB	EB	EB
	72.3	72.3	72.3	72.3	72.3	72.3	72.3	72.3	72.3	72.3	72.3	72.3
Oui	12	9	20	25	4	9	9	8	16	14	11	12
Non	76	87	49	71	90	78	78	81	64	64	83	74
NSP	12	4	31	4	6	13	13	11	20	22	6	14

	FR	IT	CY	CY (tcc)	LV	LT	LU	HU	MT	NL	AT
	EB	EB	EB	EB	EB	EB	EB	EB	EB	EB	EB
	72.3	72.3	72.3	72.3	72.3	72.3	72.3	72.3	72.3	72.3	72.3
Yes	7	15	7	6	20	22	6	38	20	5	14
No	80	76	73	75	63	54	78	45	48	91	77
DK	13	9	20	19	17	24	16	17	32	4	9

	PL	PT	RO	SI	SK	FI	SE	UK	HR	TR	MK
	EB	EB	EB	EB	EB	EB	EB	EB	EB	EB	EB
	72.3	72.3	72.3	72.3	72.3	72.3	72.3	72.3	72.3	72.3	72.3
Ja	18	9	14	25	18	3	8	7	7	8	12
Nein	68	64	58	63	76	92	88	82	82	80	66
WN	14	27	28	12	6	5	4	11	11	12	22

QD16 Au cours des 6 derniers mois, avez-vous vu une publicité ou une promotion pour des produits du tabac ?

QD16 In the past 6 months, have you seen tobacco advertising or promotion?

QD16 Haben Sie in den letzten 6 Monaten Werbung oder Reklameaktionen für Tabakwaren gesehen?

	UE27	BE	BG	CZ	DK	D-W	DE	D-E	EE	IE	EL	ES
	EB	EB	EB	EB	EB	EB	EB	EB	EB	EB	EB	EB
	72.3	72.3	72.3	72.3	72.3	72.3	72.3	72.3	72.3	72.3	72.3	72.3
Souvent	8	10	13	6	5	12	12	11	5	4	12	11
De temps en temps	19	18	19	20	12	23	24	24	13	11	26	29
Rarement	18	26	22	27	17	21	21	20	15	22	29	20
Jamais	50	45	34	44	62	36	36	39	64	55	32	37
NSP	5	1	12	3	4	8	7	6	3	8	1	3

	FR	IT	CY	CY (tcc)	LV	LT	LU	HU	MT	NL	AT
	EB	EB	EB	EB	EB	EB	EB	EB	EB	EB	EB
	72.3	72.3	72.3	72.3	72.3	72.3	72.3	72.3	72.3	72.3	72.3
Oftent	4	4	2	14	8	9	10	8	6	5	7
From time to time	10	15	7	14	17	14	16	16	16	20	28
Rarely	12	15	8	13	14	13	16	17	14	19	27
Never	71	62	78	51	56	57	48	50	57	51	31
DK	3	4	5	8	5	7	10	9	7	5	7

	PL	PT	RO	SI	SK	FI	SE	UK	HR	TR	MK
	EB	EB	EB	EB	EB	EB	EB	EB	EB	EB	EB
	72.3	72.3	72.3	72.3	72.3	72.3	72.3	72.3	72.3	72.3	72.3
Häufig	10	5	17	4	4	2	10	4	6	3	18
Gelegentlich	23	20	16	12	12	14	23	15	13	11	19
Selten	18	31	15	17	26	24	29	11	17	11	19
Niemals	40	40	40	62	54	57	31	66	57	72	38
WN	9	4	12	5	4	3	7	4	7	3	6

QD17.1 Au cours des 12 derniers mois, avez-vous acheté des produits de tabac de l'une des façons suivantes ?

Par Internet

QD17.1 In the past 12 months, have you bought tobacco products in each of the following ways?

Via the Internet

QD17.1 Haben Sie in den vergangenen zwölf Monaten folgende Einkaufsmöglichkeiten genutzt, um Tabakwaren zu erwerben?

Das Internet

	UE27	BE	BG	CZ	DK	D-W	DE	D-E	EE	IE	EL	ES
	EB	EB	EB	EB	EB	EB	EB	EB	EB	EB	EB	EB
	72.3	72.3	72.3	72.3	72.3	72.3	72.3	72.3	72.3	72.3	72.3	72.3
Souvent	0	0	0	0	0	0	0	0	0	0	0	1
De temps en temps	1	1	0	0	0	0	1	1	2	0	0	3
Rarement	2	2	0	1	0	2	1	1	2	0	0	4
Jamais	96	97	98	98	100	97	97	98	94	98	99	91
NSP	1	0	2	1	0	1	1	0	2	2	1	1

	FR	IT	CY	CY (tcc)	LV	LT	LU	HU	MT	NL	AT
	EB	EB	EB	EB	EB	EB	EB	EB	EB	EB	EB
	72.3	72.3	72.3	72.3	72.3	72.3	72.3	72.3	72.3	72.3	72.3
Oftentimes	0	0	0	0	1	0	0	0	0	0	1
From time to time	0	4	0	0	1	0	0	1	0	1	2
Rarely	0	5	1	1	1	1	0	2	0	1	3
Never	100	90	95	99	93	98	99	95	99	98	93
DK	0	1	4	0	4	1	1	2	1	0	1

	PL	PT	RO	SI	SK	FI	SE	UK	HR	TR	MK
	EB	EB	EB	EB	EB	EB	EB	EB	EB	EB	EB
	72.3	72.3	72.3	72.3	72.3	72.3	72.3	72.3	72.3	72.3	72.3
Häufig	0	1	0	0	0	0	0	0	0	0	1
Gelegentlich	2	2	0	0	1	0	0	1	1	0	0
Selten	2	3	1	0	1	1	1	1	0	0	1
Niemals	95	93	95	99	98	98	99	97	95	98	97
WN	1	1	4	1	0	1	0	1	4	2	1

QD17.2 Au cours des 12 derniers mois, avez-vous acheté des produits de tabac de l'une des façons suivantes ?

Dans des distributeurs automatiques

QD17.2 In the past 12 months, have you bought tobacco products in each of the following ways?

In vending machines

QD17.2 Haben Sie in den vergangenen zwölf Monaten folgende Einkaufsmöglichkeiten genutzt, um Tabakwaren zu erwerben?

Zigarettenautomaten

	UE27	BE	BG	CZ	DK	D-W	DE	D-E	EE	IE	EL	ES
	EB	EB	EB	EB	EB	EB	EB	EB	EB	EB	EB	EB
	72.3	72.3	72.3	72.3	72.3	72.3	72.3	72.3	72.3	72.3	72.3	72.3
Souvent	4	2	0	1	0	6	5	2	0	4	0	17
De temps en temps	6	9	1	3	1	7	7	8	1	12	1	18
Rarement	4	7	1	6	2	5	5	6	2	6	2	9
Jamais	85	82	96	89	97	82	82	84	95	76	97	55
NSP	1	0	2	1	0	0	1	0	2	2	0	1

	FR	IT	CY	CY (tcc)	LV	LT	LU	HU	MT	NL	AT
	EB	EB	EB	EB	EB	EB	EB	EB	EB	EB	EB
	72.3	72.3	72.3	72.3	72.3	72.3	72.3	72.3	72.3	72.3	72.3
Often	0	5	0	0	0	0	5	1	15	1	9
From time to time	1	11	0	1	1	0	5	2	7	6	20
Rarely	1	6	0	2	1	1	2	2	2	5	9
Never	98	78	96	97	93	98	87	94	75	88	61
DK	0	0	4	0	5	1	1	1	1	0	1

	PL	PT	RO	SI	SK	FI	SE	UK	HR	TR	MK
	EB	EB	EB	EB	EB	EB	EB	EB	EB	EB	EB
	72.3	72.3	72.3	72.3	72.3	72.3	72.3	72.3	72.3	72.3	72.3
Häufig	0	17	1	0	0	0	1	0	0	0	1
Gelegentlich	2	9	1	1	1	2	3	3	1	0	1
Selten	1	5	2	2	4	3	4	3	2	0	2
Niemals	96	69	92	97	95	94	92	93	93	98	95
WN	1	0	4	0	0	1	0	1	4	2	1

QD17.3 Au cours des 12 derniers mois, avez-vous acheté des produits de tabac de l'une des façons suivantes ?

En vente libre-service

QD17.3 In the past 12 months, have you bought tobacco products in each of the following ways?

In self-service sales

QD17.3 Haben Sie in den vergangenen zwölf Monaten folgende Einkaufsmöglichkeiten genutzt, um Tabakwaren zu erwerben?

Tabakwarenläden mit Selbstbedienung

	UE27	BE	BG	CZ	DK	D-W	DE	D-E	EE	IE	EL	ES
	EB	EB	EB	EB	EB	EB	EB	EB	EB	EB	EB	EB
	72.3	72.3	72.3	72.3	72.3	72.3	72.3	72.3	72.3	72.3	72.3	72.3
Souvent	6	15	2	3	4	8	8	7	20	5	4	4
De temps en temps	6	9	3	3	2	6	6	7	7	6	1	11
Rarement	4	5	3	3	3	3	3	5	6	3	2	10
Jamais	83	71	90	90	91	83	83	81	65	84	93	73
NSP	1	0	2	1	0	0	0	0	2	2	0	2

	FR	IT	CY	CY (tcc)	LV	LT	LU	HU	MT	NL	AT
	EB	EB	EB	EB	EB	EB	EB	EB	EB	EB	EB
	72.3	72.3	72.3	72.3	72.3	72.3	72.3	72.3	72.3	72.3	72.3
Oft	5	2	2	29	17	14	13	10	10	7	30
From time to time	4	6	1	6	10	8	4	5	6	6	7
Rarely	1	5	2	4	6	4	1	4	1	3	4
Never	90	86	91	61	64	73	81	80	82	84	59
DK	0	1	4	0	3	1	1	1	1	0	0

	PL	PT	RO	SI	SK	FI	SE	UK	HR	TR	MK
	EB	EB	EB	EB	EB	EB	EB	EB	EB	EB	EB
	72.3	72.3	72.3	72.3	72.3	72.3	72.3	72.3	72.3	72.3	72.3
Häufig	8	5	4	18	11	13	5	2	5	4	33
Gelegentlich	9	8	3	4	6	5	5	2	3	0	6
Selten	5	5	2	2	6	3	5	2	3	1	6
Niemals	77	82	87	76	77	78	85	93	85	93	54
WN	1	0	4	0	0	1	0	1	4	2	1

QD17.4 Au cours des 12 derniers mois, avez-vous acheté des produits de tabac de l'une des façons suivantes ?
 Dans un autre pays de l'UE/ Dans un autre pays
 QD17.4 In the past 12 months, have you bought tobacco products in each of the following ways?
 Bought in another EU country/ Bought in another country
 QD17.4 Haben Sie in den vergangenen zwölf Monaten folgende Einkaufsmöglichkeiten genutzt, um Tabakwaren zu erwerben?
 Tabakwaren in einem anderen EU- Land gekauft

	UE27	BE	BG	CZ	DK	D-W	DE	D-E	EE	IE	EL	ES
	EB	EB	EB	EB	EB	EB	EB	EB	EB	EB	EB	EB
	72.3	72.3	72.3	72.3	72.3	72.3	72.3	72.3	72.3	72.3	72.3	72.3
Souvent	1	1	0	1	1	1	2	5	1	2	0	1
De temps en temps	5	5	2	2	5	4	4	6	4	6	1	5
Rarement	4	7	2	5	8	4	4	3	5	7	2	4
Jamais	89	86	94	92	86	91	90	86	88	83	97	90
NSP	1	1	2	0	0	0	0	0	2	2	0	0

	FR	IT	CY	CY (tcc)	LV	LT	LU	HU	MT	NL	AT
	EB	EB	EB	EB	EB	EB	EB	EB	EB	EB	EB
	72.3	72.3	72.3	72.3	72.3	72.3	72.3	72.3	72.3	72.3	72.3
Often	4	1	0	0	1	1	2	0	1	1	3
From time to time	7	5	2	3	4	3	4	0	2	6	10
Rarely	5	4	4	5	3	3	3	3	1	5	13
Never	84	89	90	92	89	93	90	96	95	88	74
DK	0	1	4	0	3	0	1	1	1	0	0

	PL	PT	RO	SI	SK	FI	SE	UK	HR	TR	MK
	EB	EB	EB	EB	EB	EB	EB	EB	EB	EB	EB
	72.3	72.3	72.3	72.3	72.3	72.3	72.3	72.3	72.3	72.3	72.3
Häufig	1	1	1	0	1	1	1	2	4	0	4
Gelegentlich	3	1	2	3	4	7	3	5	6	0	4
Selten	3	3	2	5	6	7	7	5	6	0	4
Niemals	93	95	91	92	89	84	89	87	80	98	86
WN	0	0	4	0	0	1	0	1	4	2	2

QD18.1 Seriez-vous pour ou contre chacune des mesures suivantes ?
 Interdire la publicité pour les produits du tabac dans les points de vente/ magasins
 QD18.1 Would you be in favour of or opposed to any of the following measures?
 Banning advertising of tobacco products in points of sales/ shops
 QD18.1 Wären Sie für oder gegen folgende Maßnahmen?
 Verbot der Werbung für Tabakwaren in Verkaufsstellen/ Geschäften

	UE27	BE	BG	CZ	DK	D-W	DE	D-E	EE	IE	EL	ES
	EB	EB	EB	EB	EB	EB	EB	EB	EB	EB	EB	EB
	72.3	72.3	72.3	72.3	72.3	72.3	72.3	72.3	72.3	72.3	72.3	72.3
Pour	63	64	67	65	62	61	62	64	62	84	77	57
Contre	27	32	19	29	30	29	28	25	25	8	20	33
NSP	10	4	14	6	8	10	10	11	13	8	3	10

	FR	IT	CY	CY (tcc)	LV	LT	LU	HU	MT	NL	AT
	EB	EB	EB	EB	EB	EB	EB	EB	EB	EB	EB
	72.3	72.3	72.3	72.3	72.3	72.3	72.3	72.3	72.3	72.3	72.3
In favour	58	68	83	80	62	58	62	70	71	50	46
Opposed	35	19	14	14	23	26	23	21	19	44	43
DK	7	13	3	6	15	16	15	9	10	6	11

	PL	PT	RO	SI	SK	FI	SE	UK	HR	TR	MK
	EB	EB	EB	EB	EB	EB	EB	EB	EB	EB	EB
	72.3	72.3	72.3	72.3	72.3	72.3	72.3	72.3	72.3	72.3	72.3
Dafür	65	68	60	62	72	81	64	65	57	87	65
Dagegen	26	19	22	30	23	15	31	26	38	9	25
WN	9	13	18	8	5	4	5	9	5	4	10

QD18.2 Seriez-vous pour ou contre chacune des mesures suivantes ?
 Garder les produits du tabac hors de vue dans les magasins/ points de vente
 QD18.2 Would you be in favour of or opposed to any of the following measures?
 Keeping tobacco products out of sight in shop/ points of sale
 QD18.2 Wären Sie für oder gegen folgende Maßnahmen?
 Tabakwaren sollten in Geschäften/ Verkaufsstellen nicht sichtbar sein

	UE27	BE	BG	CZ	DK	D-W	DE	D-E	EE	IE	EL	ES
	EB	EB	EB	EB	EB	EB	EB	EB	EB	EB	EB	EB
	72.3	72.3	72.3	72.3	72.3	72.3	72.3	72.3	72.3	72.3	72.3	72.3
Pour	55	59	45	61	50	52	50	46	52	83	71	56
Contre	36	36	36	34	43	38	39	43	34	11	25	34
NSP	9	5	19	5	7	10	11	11	14	6	4	10

	FR	IT	CY	CY (tcc)	LV	LT	LU	HU	MT	NL	AT
	EB	EB	EB	EB	EB	EB	EB	EB	EB	EB	EB
	72.3	72.3	72.3	72.3	72.3	72.3	72.3	72.3	72.3	72.3	72.3
In favour	46	62	79	81	64	49	49	68	62	43	37
Opposed	47	28	16	13	22	35	32	24	27	52	53
DK	7	10	5	6	14	16	19	8	11	5	10

	PL	PT	RO	SI	SK	FI	SE	UK	HR	TR	MK
	EB	EB	EB	EB	EB	EB	EB	EB	EB	EB	EB
	72.3	72.3	72.3	72.3	72.3	72.3	72.3	72.3	72.3	72.3	72.3
Dafür	54	46	54	54	64	64	54	62	51	85	62
Dagegen	35	37	29	37	30	32	39	31	43	12	28
WN	11	17	17	9	6	4	7	7	6	3	10

QD18.3 Seriez-vous pour ou contre chacune des mesures suivantes ?
 Interdire la vente de tabac par Internet
 QD18.3 Would you be in favour of or opposed to any of the following measures?
 Banning the sales of tobacco products via the Internet
 QD18.3 Wären Sie für oder gegen folgende Maßnahmen?
 Verbot des Verkaufs von Tabakwaren über das Internet

	UE27	BE	BG	CZ	DK	D-W	DE	D-E	EE	IE	EL	ES
	EB	EB	EB	EB	EB	EB	EB	EB	EB	EB	EB	EB
	72.3	72.3	72.3	72.3	72.3	72.3	72.3	72.3	72.3	72.3	72.3	72.3
Pour	60	67	56	63	47	56	57	58	56	74	73	54
Contre	27	27	15	29	42	28	27	27	22	10	22	32
NSP	13	6	29	8	11	16	16	15	22	16	5	14

	FR	IT	CY	CY (tcc)	LV	LT	LU	HU	MT	NL	AT
	EB	EB	EB	EB	EB	EB	EB	EB	EB	EB	EB
	72.3	72.3	72.3	72.3	72.3	72.3	72.3	72.3	72.3	72.3	72.3
In favour	60	72	82	78	53	48	54	67	56	47	54
Opposed	32	18	11	13	23	22	26	21	22	46	34
DK	8	10	7	9	24	30	20	12	22	7	12

	PL	PT	RO	SI	SK	FI	SE	UK	HR	TR	MK
	EB	EB	EB	EB	EB	EB	EB	EB	EB	EB	EB
	72.3	72.3	72.3	72.3	72.3	72.3	72.3	72.3	72.3	72.3	72.3
Dafür	54	61	51	51	66	73	48	64	54	83	61
Dagegen	28	18	23	38	26	20	42	24	39	10	24
WN	18	21	26	11	8	7	10	12	7	7	15

QD18.4 Seriez-vous pour ou contre chacune des mesures suivantes ?
 Interdire la vente de tabac dans des distributeurs automatiques
 QD18.4 Would you be in favour of or opposed to any of the following measures?
 Banning the sales of tobacco products through vending machines
 QD18.4 Wären Sie für oder gegen folgende Maßnahmen?
 Verbot des Verkaufs von Tabakwaren über Zigarettensautomaten

	UE27	BE	BG	CZ	DK	D-W	DE	D-E	EE	IE	EL	ES
	EB	EB	EB	EB	EB	EB	EB	EB	EB	EB	EB	EB
	72.3	72.3	72.3	72.3	72.3	72.3	72.3	72.3	72.3	72.3	72.3	72.3
Pour	52	55	55	55	45	47	47	50	57	64	63	38
Contre	38	41	20	39	47	44	44	42	22	25	34	53
NSP	10	4	25	6	8	9	9	8	21	11	3	9

	FR	IT	CY	CY (tcc)	LV	LT	LU	HU	MT	NL	AT
	EB	EB	EB	EB	EB	EB	EB	EB	EB	EB	EB
	72.3	72.3	72.3	72.3	72.3	72.3	72.3	72.3	72.3	72.3	72.3
In favour	56	62	77	78	53	47	46	63	48	39	35
Opposed	38	32	16	13	25	26	38	27	37	56	58
DK	6	6	7	9	22	27	16	10	15	5	7

	PL	PT	RO	SI	SK	FI	SE	UK	HR	TR	MK
	EB	EB	EB	EB	EB	EB	EB	EB	EB	EB	EB
	72.3	72.3	72.3	72.3	72.3	72.3	72.3	72.3	72.3	72.3	72.3
Dafür	51	47	52	43	67	65	45	61	49	82	57
Dagegen	32	38	23	47	28	28	48	31	45	10	29
WN	17	15	25	10	5	7	7	8	6	8	14

QD18.5 Seriez-vous pour ou contre chacune des mesures suivantes ?
 Mettre des photos d'avertissement liées à la santé sur tous les paquets des produits du tabac
 QD18.5 Would you be in favour of or opposed to any of the following measures?
 Putting picture health warnings on all packages of tobacco products
 QD18.5 Wären Sie für oder gegen folgende Maßnahmen?
 Aufdrucken von Warnbildern auf Tabakwarenverpackungen, die auf die gesundheitlichen Risiken hinweisen

	UE27	BE	BG	CZ	DK	D-W	DE	D-E	EE	IE	EL	ES
	EB	EB	EB	EB	EB	EB	EB	EB	EB	EB	EB	EB
	72.3	72.3	72.3	72.3	72.3	72.3	72.3	72.3	72.3	72.3	72.3	72.3
Pour	75	81	80	75	55	71	71	72	71	86	83	77
Contre	19	15	10	21	38	23	23	23	18	7	15	16
NSP	6	4	10	4	7	6	6	5	11	7	2	7

	FR	IT	CY	CY (tcc)	LV	LT	LU	HU	MT	NL	AT
	EB	EB	EB	EB	EB	EB	EB	EB	EB	EB	EB
	72.3	72.3	72.3	72.3	72.3	72.3	72.3	72.3	72.3	72.3	72.3
In favour	68	76	91	84	78	74	60	78	95	68	64
Opposed	27	17	7	11	11	12	25	15	2	27	29
DK	5	7	2	5	11	14	15	7	3	5	7

	PL	PT	RO	SI	SK	FI	SE	UK	HR	TR	MK
	EB	EB	EB	EB	EB	EB	EB	EB	EB	EB	EB
	72.3	72.3	72.3	72.3	72.3	72.3	72.3	72.3	72.3	72.3	72.3
Dafür	83	75	72	57	79	64	69	77	67	87	72
Dagegen	11	14	14	37	17	31	28	17	28	8	20
WN	6	11	14	6	4	5	3	6	5	5	8

QD18.6 Seriez-vous pour ou contre chacune des mesures suivantes ?
 Interdire les goûts qui rendent les produits du tabac plus attirants
 QD18.6 Would you be in favour of or opposed to any of the following measures?
 Banning flavours that make tobacco products more attractive
 QD18.6 Wären Sie für oder gegen folgende Maßnahmen?
 Verbot von Aromen, die Tabakwaren attraktiver machen

	UE27	BE	BG	CZ	DK	D-W	DE	D-E	EE	IE	EL	ES
	EB	EB	EB	EB	EB	EB	EB	EB	EB	EB	EB	EB
	72.3	72.3	72.3	72.3	72.3	72.3	72.3	72.3	72.3	72.3	72.3	72.3
Pour	61	66	59	49	70	66	65	62	55	80	69	58
Contre	27	29	18	42	24	24	25	27	26	10	25	29
NSP	12	5	23	9	6	10	10	11	19	10	6	13

	FR	IT	CY	CY (tcc)	LV	LT	LU	HU	MT	NL	AT
	EB	EB	EB	EB	EB	EB	EB	EB	EB	EB	EB
	72.3	72.3	72.3	72.3	72.3	72.3	72.3	72.3	72.3	72.3	72.3
In favour	64	71	83	79	54	54	57	63	62	45	52
Opposed	29	19	9	13	27	23	27	25	18	47	36
DK	7	10	8	8	19	23	16	12	20	8	12

	PL	PT	RO	SI	SK	FI	SE	UK	HR	TR	MK
	EB	EB	EB	EB	EB	EB	EB	EB	EB	EB	EB
	72.3	72.3	72.3	72.3	72.3	72.3	72.3	72.3	72.3	72.3	72.3
Dafür	52	61	49	44	62	67	52	63	52	82	61
Dagegen	28	20	24	45	28	28	43	28	41	12	26
WN	20	19	27	11	10	5	5	9	7	6	13

QD18.7 Seriez-vous pour ou contre chacune des mesures suivantes ?
 Interdire les couleurs, les logos et les éléments promotionnels sur les paquets des produits du tabac
 QD18.7 Would you be in favour of or opposed to any of the following measures?
 Banning colours, logos and promotional elements from packets of tobacco products
 QD18.7 Wären Sie für oder gegen folgende Maßnahmen?
 Verbot von Farben, Logos und anderen Werbeelementen auf Verpackungen von Tabakwaren

	UE27	BE	BG	CZ	DK	D-W	DE	D-E	EE	IE	EL	ES
	EB	EB	EB	EB	EB	EB	EB	EB	EB	EB	EB	EB
	72.3	72.3	72.3	72.3	72.3	72.3	72.3	72.3	72.3	72.3	72.3	72.3
Pour	54	57	51	45	50	52	52	51	51	77	66	49
Contre	33	37	24	46	40	35	34	32	28	11	27	35
NSP	13	6	25	9	10	13	14	17	21	12	7	16

	FR	IT	CY	CY (tcc)	LV	LT	LU	HU	MT	NL	AT
	EB	EB	EB	EB	EB	EB	EB	EB	EB	EB	EB
	72.3	72.3	72.3	72.3	72.3	72.3	72.3	72.3	72.3	72.3	72.3
In favour	53	63	80	80	53	52	50	57	59	35	46
Opposed	38	26	12	11	24	25	32	28	18	57	46
DK	9	11	8	9	23	23	18	15	23	8	8

	PL	PT	RO	SI	SK	FI	SE	UK	HR	TR	MK
	EB	EB	EB	EB	EB	EB	EB	EB	EB	EB	EB
	72.3	72.3	72.3	72.3	72.3	72.3	72.3	72.3	72.3	72.3	72.3
Dafür	49	56	48	40	60	60	41	61	50	81	56
Dagegen	32	25	25	49	31	32	52	29	42	13	28
WN	19	19	27	11	9	8	7	10	8	6	16

QD18.8 Seriez-vous pour ou contre chacune des mesures suivantes ?
 Augmenter les taxes sur les produits du tabac
 QD18.8 Would you be in favour of or opposed to any of the following measures?
 Increasing taxes on tobacco products
 QD18.8 Wären Sie für oder gegen folgende Maßnahmen?
 Erhöhung der Tabaksteuer

	UE27	BE	BG	CZ	DK	D-W	DE	D-E	EE	IE	EL	ES
	EB	EB	EB	EB	EB	EB	EB	EB	EB	EB	EB	EB
	72.3	72.3	72.3	72.3	72.3	72.3	72.3	72.3	72.3	72.3	72.3	72.3
Pour	56	57	54	59	68	55	54	50	52	66	52	56
Contre	37	41	29	36	27	37	39	45	38	26	44	38
NSP	7	2	17	5	5	8	7	5	10	8	4	6

	FR	IT	CY	CY (tcc)	LV	LT	LU	HU	MT	NL	AT
	EB	EB	EB	EB	EB	EB	EB	EB	EB	EB	EB
	72.3	72.3	72.3	72.3	72.3	72.3	72.3	72.3	72.3	72.3	72.3
In favour	48	64	66	70	51	48	57	54	58	53	49
Opposed	47	31	31	23	38	39	33	40	29	43	46
DK	5	5	3	7	11	13	10	6	13	4	5

	PL	PT	RO	SI	SK	FI	SE	UK	HR	TR	MK
	EB	EB	EB	EB	EB	EB	EB	EB	EB	EB	EB
	72.3	72.3	72.3	72.3	72.3	72.3	72.3	72.3	72.3	72.3	72.3
Dafür	51	63	56	65	62	70	57	60	55	72	56
Dagegen	38	26	27	29	32	25	39	35	40	22	33
WN	11	11	17	6	6	5	4	5	5	6	11

QD18.9 Seriez-vous pour ou contre chacune des mesures suivantes ?
 Introduire un coût supplémentaire pour les fabricants de produits du tabac pour couvrir les soins de santé liés à la consommation des produits du tabac
 QD18.9 Would you be in favour of or opposed to any of the following measures?
 Introducing an extra fee on manufacturers of tobacco products to cover the health costs of tobacco use
 QD18.9 Wären Sie für oder gegen folgende Maßnahmen?
 Erhebung von Sondergebühren für Tabakhersteller, um die Kosten für Gesundheitsschäden abzudecken, die durch das Rauchen verursacht werden

	UE27	BE	BG	CZ	DK	D-W	DE	D-E	EE	IE	EL	ES
	EU27											
	EB	EB	EB	EB	EB	EB	EB	EB	EB	EB	EB	EB
	72.3	72.3	72.3	72.3	72.3	72.3	72.3	72.3	72.3	72.3	72.3	72.3
Pour	67	74	54	69	70	66	65	63	61	73	72	75
Contre	26	23	25	25	24	27	28	31	27	17	23	19
NSP	7	3	21	6	6	7	7	6	12	10	5	6

	FR	IT	CY	CY (tcc)	LV	LT	LU	HU	MT	NL	AT
	EB	EB	EB	EB	EB	EB	EB	EB	EB	EB	EB
	72.3	72.3	72.3	72.3	72.3	72.3	72.3	72.3	72.3	72.3	72.3
In favour	66	70	83	70	63	64	62	64	63	58	58
Opposed	29	23	13	22	24	23	27	30	25	38	35
DK	5	7	4	8	13	13	11	6	12	4	7

	PL	PT	RO	SI	SK	FI	SE	UK	HR	TR	MK
	EB	EB	EB	EB	EB	EB	EB	EB	EB	EB	EB
	72.3	72.3	72.3	72.3	72.3	72.3	72.3	72.3	72.3	72.3	72.3
Dafür	68	64	57	75	70	74	74	67	60	77	60
Dagegen	23	20	26	20	24	21	22	28	34	16	29
WN	9	16	17	5	6	5	4	5	6	7	11